



**900 SERIES
GAS BAKING AND ROASTING OVEN
REPLACEMENT PARTS LIST**



EFFECTIVE JUNE 9, 2010

THE BLODGETT CORPORATION

44 Lakeside Avenue, Burlington, Vermont 05401 USA
Telephone: (802) 860-3700 (800) 331-5842 Fax: (802) 860-3732
www.blodgett.com
P/N 53510

Superseding All Previous Parts Lists.

The Company reserves the right to make substitution in the event that items specified are not available.
ERRORS: Descriptive and/or typographic errors are subject to correction.

www.blodgett.com

SERIAL NUMBER LOCATION / KEY:

IMPORTANT: When ordering parts, please provide the model, gas type and serial number of the oven. The identification plate is located on the left side of the combustion compartment and, also, above the control panel under the ledge.

SERIAL NUMBER IDENTIFICATION CODES:

A / AA 981 A / AB 961
A / AC 966 A / AD 951
A / AE 931 A / AF 911
A / AG 916 A / AH 901
A / AJ 961-P A / AK 911-P

SERIAL NUMBER EXAMPLES

062001AA001T (NEW STYLE)

06/20/01 = DATE

AA = LETTER CODE FOR 981

001 = FACTORY SEQUENCE

T = TOP OVEN

OR

0685A1820101

06/85 = MONTH & YEAR

A = LETTER CODE FOR 900SERIES

1820101 = FACTORY SEQUENCE

OR

65398-N

6/53 = MONTH & YEAR

98 = 981

N = NATURAL GAS

TABLE OF CONTENTS

◆ Doors Are Not Returnable
* Item Is Too Large For Courier
(ie. Fed Ex, Airborne, UPS)

<i>BURNER & PIPING COMPONENTS</i>	<i>PAGE 4</i>
<i>CONTROL PANEL COMPONENTS</i>	<i>PAGE 4</i>
<i>TS11K KITS.....</i>	<i>PAGE 5</i>
<i>BURNER COMPARTMENT COMPONENTS.....</i>	<i>PAGE 5</i>
<i>MISCELLANEOUS COMPONENT PICTURES</i>	<i>PAGE 6</i>
<i>BAKING COMPARTMENT COMPONENTS</i>	<i>PAGE 7</i>
<i>DOOR AND EXTERIOR COMPONENTS</i>	<i>PAGE 7</i>
<i>EXCLUSIVE TO EXPORT</i>	<i>PAGE 8</i>

TO OBTAIN LITERATURE:

800-331-5842

Fax: 802-860-3755

Email: literature@blodgett.com

or

www.blodgett.com

BURNER & PIPING ASSY. COMPONENTS

Ref. No.	Part No.	Description
	7848	Burner, Steel Tube w/ Air Mixer (Small 900) (Specify Model & Gas Type) (Tube 21")
5	36156	Burner, Steel Tube w/ Air Mixer, burner divider and back wall deflector, Large 900 Replaces 7849 (Specify Model & Gas Type) (Tube 31")

NOTE: *All Large 900 ovens built after 09/12/01 will have a burner with a back wall deflector and notched burner divider. All 981 ovens built after 06/10/01 will have a burner with a back wall deflector and notched burner divider. Please refer to burner compartment parts for burner divider and wall deflector kit part numbers.*

12	4872	Plug, Manifold 1/8"
	19410	Orifice, Burner (Specify Model & Gas Type)
	464	Nipple, Orifice Extension
12	3434	Air Shutter Disc
12	1397	Locknut, Air Shutter
12	19585	Nipple, Extension (Small 900)
12	19584	Nipple, Extension (Large 900)
	10252	Union, Female Ell 1/2"
	1949	Nipple, 1/2" x Close
	251	Coupling, 1/2"
8	8706	Pilot Burner, TS11K, Natural (Before 3/61)
	8707	Pilot Burner, TS11K, LP (Before 3/61)
7	8821	Pilot Burner, TS11K, Natural (Between 3/61 & 11/61)
	8822	Pilot Burner, TS11K, LP (Between 3/61 & 11/61)
6	8711	Pilot Burner, FMEA, Natural (After 3/61-1/24/09)
	7908	Pilot Burner, FMEA, LP (After 3/61-1/24/09)
	19186	Pilot Burner, FMEA, Natural (C.I. Burners) (.010)
	19187	Pilot Burner, FMEA, LP (C.I. Burners) (.018)
	8708	Tubing, Pilot Burner
	24995	Thru Pipe 1/2" x 27-3/4" (Small 900)
	24991	Thru Pipe 1/2" x 38-3/4" (Large 900)
9	4589	Pressure Regulator, Natural
	10441	Pressure Regulator, LP
	3598	Orifice, Pilot (.017) TS11K, Nat(Before 11/61)
	3597	Orifice, Pilot (.010) TS11K, LP (Before 11/61)
	5386	Orifice, Pilot (.018) FMEA, Nat. (After 11/61)
	5387	Orifice, Pilot (.010) FMEA, LP (After 11/61)

NOTE: *Please refer to the gas conversion kit listing for all models (dated February, 2001) for more information.*

CONTROL PANEL COMPONENTS

Ref. No.	Part No.	Description
	11526	Thermostat, Deep Set FDTO (Low-500°) (Before 11/61)
	11527	Thermostat, Deep Set FDTH (300-650°) (Before 11/61)
4	11526	Thermostat, Shallow Set FDTO (Low-500°) (After 11/61)
	11527	Thermostat, Shallow Set FDTH (300-650°) (After 11/61)
	10563	Dial/Knob, Thermostat FDTO 500°
	10392	Dial/Knob, Thermostat FDTH 650°
3	7854	Gas Valve, Manual Shut-Off w/ Handle
3a	7855	Handle, Gas Valve
2	19323	Safety Valve, TS11K w/o Thermocouple (Before 3/61)
	3835	Thermocouple, TS11K Safety 60"
	52301	Upgrade safety valve kit (see note)

NOTE: *Needed for any oven manufactured between 3/61 and 1/25/09. This upgrade kit is only needed once per oven. Once this kit is purchased, the safety valve from that point on is 52092 and the thermocouple will be 52091, the natural pilot assembly will be 52089, the LP pilot assembly will be 52090 and 52089.*

52092	TS11 Safety valve for ovens manufactured after 1/25/09
52091	TS11 Thermocouple for ovens manufactured after 1/25/09
52089	Pilot Assy, Natural for ovens manufactured after 1/25/09
52090	Pilot Assy, LP for ovens manufactured after 1/25/09 (Also need 52089)

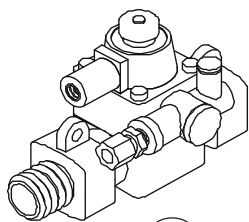
BURNER COMPARTMENT PARTS

Ref. No.	Part No.	Description
	7874	Insulation Cover, Bottom (S900) LH
	7875	Insulation Cover, Bottom (S900) RH
	7876	Insulation Cover, Bottom (L900) LH
	7877	Insulation Cover, Bottom (L900) RH
	7878	Secondary Air Duct (S900) LH
	7879	Secondary Air Duct (S900) RH
	7880	Secondary Air Duct (L900) LH
	7881	Secondary Air Duct (L900) RH
	7882	Cover, Air Mixer
	402	Deflector Assy., 3 Piece (S900/Steel or Cordierite or Ultra Rokite)
	3581	Deflector Assy., 3 Piece (S900/Rokite)
	3585	Deflector Assy., 3 Piece (L900/Steel or Rokite, Except 981)
	9321	Deflector Assy., 3 Piece (L900/Cordierite or Ultra Rokite and 981)
11	92	Deflector, Center Panel (S900/Steel or Cordierite or Ultra Rokite)
11	3579	Deflector, Center Panel (S900/Rokite)
11	3583	Deflector, Center Panel (L900/Steel or Rokite, Except 981)
11	93	Deflector, Center Panel (L900/Cordierite or Ultra Rokite and 981)
10	85	Deflector, Side Panel (S900/Steel or Cordierite or Ultra Rokite)
10	3580	Deflector, Side Panel (S900/Rokite)
10	3584	Deflector, Side Panel (L900/Steel or Rokite, Except 981)
10	86	Deflector, Side Panel (L900/Cordierite or Ultra Rokite and 981)
	7852	Burner Divider For Steel Header Burner (S900) 20-1/2" Long
	7853	Burner Divider, only for Steel Header Burner (L900) 30-1/2" Long
	36157	Burner Divider and Wall Deflector Kit, L900 for Steel Header Burner

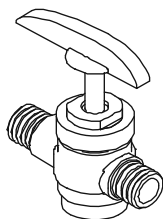
NOTE: *All Large 900 ovens built after 09/12/01 will have a burner with a back wall deflector and notched burner divider.
All 981 ovens built after 06/10/01 will have a burner with a back wall deflector and notched burner divider.
If your oven does not have a back wall deflector, Please order Kit 36157. This will fit ALL Large 900 ovens in the field.*

- ◆ 7885 Door, Burner, S/S (S900)
- ◆ 7886 Door, Burner, S/S (L900)
- 8589 Handle w/ Bolts, Burner Door 12-5/8"
- 7888 Support Link w/ Bolt, Burner Door
- 7873 Hinge Pin w/ Bolt, Burner Door

MISC. COMPONENTS



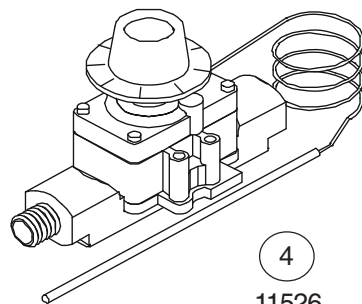
2
19323
Safety Valve,
TS11



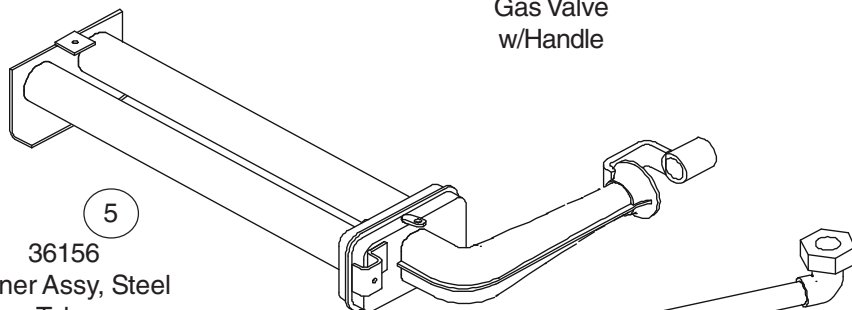
3
7854
Gas Valve
w/Handle

7855
Handle
Only

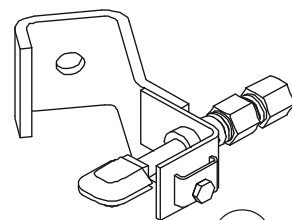
3a



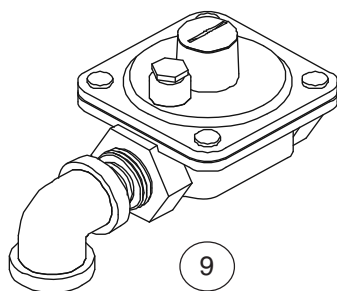
4
11526
11527
Thermostat



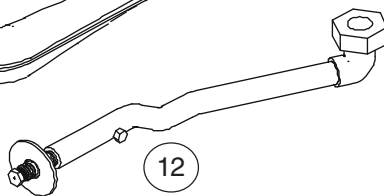
5
36156
Burner Assy, Steel
Tube
NOTE: Comes with
wall deflector & divider



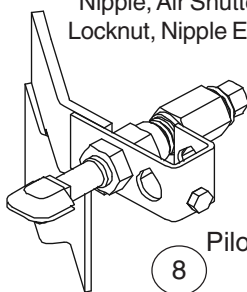
6
8711 (NAT)
or
7908 (LP)
Pilot Burner,
FMEA



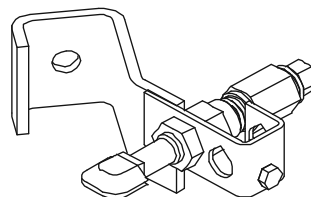
9
4589 (NAT)
or
10441 (LP)
Pressure Regulator



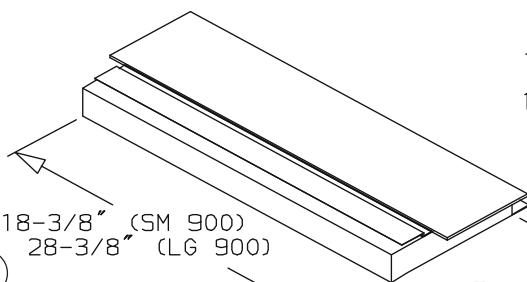
12
19584 (L900)
19585 (S900)
Nipple, Air Shutter Disc,
Locknut, Nipple Extension



8
8706 (NAT)
or
8707 (LP)
Pilot Burner TS11K

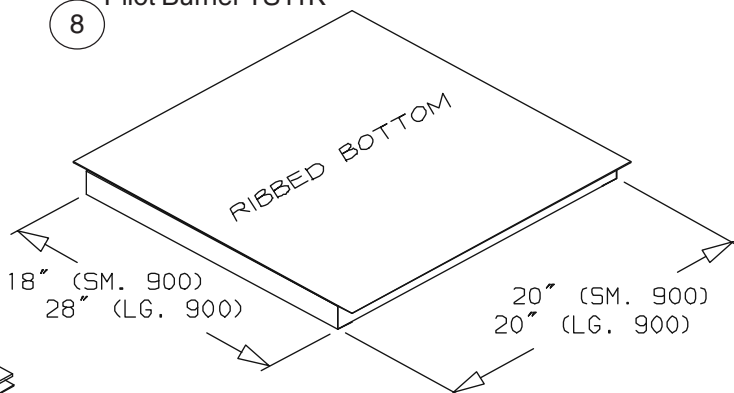


7
8821 (NAT)
or
8822 (LP)
Pilot Burner TS11K



10
18-3/8" (SM 900)
28-3/8" (LG 900)

85
3580
3584
86
Deflector, Side



18" (SM. 900)
28" (LG. 900)

20" (SM. 900)
20" (LG. 900)

7-1/4" (SM 900)
11-3/4" (LG 900)

11
92
3579
3583
93
Deflector, Ctr

BAKING COMPARTMENT PARTS

Ref. No.	Part No.	Description
*	405	Steel Shelf (S900)
*	406	Steel Shelf (L900)
	347	Clip, Front (for Steel Shelf)
	348	Clip, Rear (for Steel Shelf)
*	35056	Deck, Ultra Rokite (S900)
*	35057	Deck, Ultra Rokite (L900)

NOTE: *Rokite Decks (part #'s 3463 & 3464) and Cordierite Decks (part #'s 19909 & 19910) are no longer available. Deflectors may need to be replaced on certain models. Check with Blodgett. Also, Expanded Metal Shelves (part #'s 2370 & 2371) are no longer available.*

7856	Clips, Front Shelf
7857	Clips, Rear Shelf
7858	Bulb Guard Assy, for thermostats
36994	Support Assy., Front Deck (Lower L900)
36993	Support Assy., Front Deck (Upper L900)
7890	Flue Plate, RH (901)
7891	Flue Plate, LH (901)
7892	Flue Plate, RH (911)
7893	Flue Plate, LH (911)
7894	Flue Plate, RH (916)
7895	Flue Plate, LH (916)
7896	Flue Plate, RH (931)
7897	Flue Plate, LH (931)
7898	Flue Plate, RH (951)
7899	Flue Plate, LH (951)
7900	Flue Plate, RH (961)
7901	Flue Plate, LH (961)
7902	Flue Plate, RH (966)
7903	Flue Plate, LH (966)
7904	Flue Plate, RH (981)
7905	Flue Plate, LH (981)
4340	Receptacle, Lamp
4342	Lamp, 50 Watt (Special)
5996	Cord
4569	Jet Assy., Steam L-900
4570	Jet Assy., Steam S-900

DOOR AND EXTERIOR OVEN COMPONENTS

Ref. No.	Part No.	Description
	8131	Crown Angle (S900)
*	8030	Crown Angle, S/S (L900)
	7839	Draft Hood, Direct Venting, S/S (6" Diameter)
	7840	Draft Diverter, Canopy Venting, S/S
	7842	Legs, 7" S/S w/ Bolts (Set of 4)
	18693	Legs, 19" S/S w/ Bolts (Set of 4)
	7846	Legs, 27-1/2" S/S w/ Bolts (Set of 4)
	7847	Bolts, Leg (Set of 8)
	30822	Legs w/ Casters, 7" Black w/ Bolts (Set of 4)
	31588	Legs w/ Casters, 12" Black w/ Bolts (Set of 4)
	30823	Legs w/ Casters, 19" Black w/ Bolts (Set of 4)
	30824	Legs w/ Casters, 27" Black w/ Bolts (Set of 4)
	17566	Bolts, Leg (Set of 12)
	11272	Control Cover, S/S (Before 1-25-09)
	52095	Control Cover, S/S (After 1/25/09)
	9012	Handle, Control Cover
	11255	Nameplate, Blodgett
	11694	Washers, Door (Set of 10)
◆	7860	Door, Baking, LH Weight S/S (911-931)
◆	7862	Door, Baking, RH Weight S/S (Upper 931)
◆	8012	Door, Baking, LH Weight S/S (961-981)
◆	7865	Door, Baking, RH Weight S/S (Upper 981)
◆*	7866	Door, Roasting 15" S/S w/ Weight (901) (See Note)
◆*	7867	Door, Roasting 15" S/S w/ Weight (951) (See Note)
◆*	7868	Door, Roasting 19" S/S w/ Weight (916) (See Note)
◆*	7869	Door, Roasting 19" S/S w/ Weight (966) (See Note)
	8340	Handle, Baking Roasting Door w/ Bolts, 20" Weight w/ Bolts, 7" Baking Door
	7870	Weight w/ Bolts, 7" Baking Door
	7871	Weight w/ Bolts, 12" Roasting Door
	7872	Weight w/ Bolts, RH, 16" Roasting Door
	8682	Weight w/ Bolts, LH, 16" Roasting Door
	7873	Hinge Pins w/ Bolts
	9501	Plate Assy, Door
	20326	Lighting Instruction Plate
	912	Welded Bushing

NOTE: On the 901 & 951 models the baking compartment is 12" high, but the roasting door is actually 15" high. On the 916 & 966 models the baking compartment is 16" high, but the roasting door is actually 19" high.

EXCLUSIVE TO EXPORT**NOTES**

Ref. No.	Part No.	Description
9635		Dial/Knob, Thermostat FDTH (°C) 350°
34946		Pilot Assy, LP CE
R0364		Knob, Square "D", for gas valve CE
R4435		Gas Valve, Manual CE
34067		Pilot Valve CE