



**1048 SERIES  
PIZZA OVEN  
REPLACEMENT PARTS LIST**



**EFFECTIVE APRIL 5, 2010**

**BLODGETT OVEN COMPANY**, 44 Lakeside Avenue, Burlington, Vermont 05401 USA

Telephone: (802) 860-3700 (800) 331-5842 Fax: (802) 860-3732

*[www.blodgett.com](http://www.blodgett.com)*

Superseding All Previous Parts Lists.

The Company reserves the right to make substitution in the event that items specified are not available.

ERRORS: Descriptive and/or typographic errors are subject to correction.

**[www.blodgett.com](http://www.blodgett.com)**

1048

**IMPORTANT:** When ordering parts, please provide the model, gas type and serial number of the oven. The identification plate is located on the left side of the combustion compartment and, also, above the control panel under the ledge.

☑  
◆  
\*

ASAP Distributor Required Stocking Parts  
Doors Are Not Returnable  
Item Is Too Large For UPS

## BURNER & PIPING ASSY. PARTS

| Ref. No. | Part No.   | Description  |
|----------|--|--|
| 8        | 33294  | Steel Tube Burners (Set of 2)  |
|          | 4013   | Air Shutter Only   |
|          | 3001   | Locknut for Air Shutter  |
|          | 8717   | Orifice, Main Burner (Set of 2)<br>(Specify Model & Gas Type)                |
|          | 34959  | Manifold Assy. (w/flex hose)   |
|          | 4872   | Manifold Plug 1/8"   |
|          | 34957  | Flexible Hose w/fittings (for Manifold)                                      |
|          | 3807   | Union 1/2"   |
|          | 1949   | Nipple 1/2" x 1-3/16"  |
| 4        | ☑ 11529  | Thermostat, FDH w/ Knob (300°- 650°)   |
|          | 10392  | Dial/Knob, FDH Thermostat  |
| 2        | ☑ 7854   | Gas Valve w/ Handle  |
|          | ☑ 7855   | Handle, Gas Valve  |
| 3        | ☑ 11334  | Pilot Burner for FMEA Valve, Natural (for ovens manufactured 3/61 - 1/25/09) |
|          | ☑ 11335  | Pilot Burner for FMEA Valve, LP (for ovens manufactured 3/61 - 1/25/09)      |
|          | 52302  | Upgrade safety valve kit (see note)  |
|          | <b>NOTE:</b> Needed for any oven manufactured between 3/61 and 1/25/09. This upgrade kit is only needed once per oven. Once this kit is purchased, the safety valve from that point on is 52092 and the thermocouple will be 52091, the natural pilot assembly will be 52089, the LP pilot assembly will be 52090 and 52089. |  |
|          | 52092  | TS11 Safety valve for ovens manufactured after 1/25/09                       |
|          | 52091  | TS11 Thermocouple for ovens manufactured after 1/25/09                       |
|          | 52089  | Pilot Assy, Natural for ovens manufactured after 1/25/09                     |
|          | 52090  | Pilot Assy, LP for ovens manufactured after 1/25/09 <b>(Also need 52089)</b> |
|          | 8708   | Tubing, Pilot Burner   |
|          | 1979   | Nipple 1/2" x 1-1/2"   |
| 7        | 4589   | Pressure Regulator, Natural  |
|          | 10441  | Pressure Regulator, LP   |
|          | ☑ 5386   | Orifice, Pilot, Natural (.018)   |
|          | ☑ 5387   | Orifice, Pilot, LP (.010)  |
|          | 17649  | Thru Pipe Assy.  |

## BURNER COMPARTMENT COMPONENTS

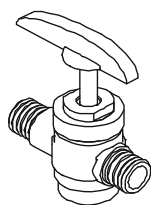
| Ref. No. | Part No. | Description                  |
|----------|----------|------------------------------|
|          | 4644     | Deflector Assy. (3 Piece)    |
| 9        | 4643     | Deflector, Side Panel (Each) |
| 10       | 5593     | Deflector, Center Panel      |

**NOTE:** Two piece deflectors are no longer available.

|       |                       |
|-------|-----------------------|
| 20726 | Pilot Shield, S/S     |
| 20723 | Air Duct Assy., RH    |
| 20724 | Air Duct Assy., LH    |
| 20663 | Manifold Shield Assy. |
| 17649 | Thru Pipe             |
| 20725 | Burner Divider        |

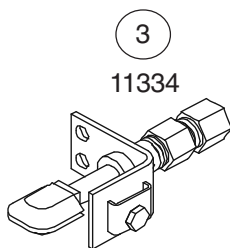
## BAKING COMPARTMENT COMPONENTS

| Ref. No. | Part No. | Description                             |
|----------|----------|---|
|          | * 24664  | Ultra Rokite Deck (2 Piece)             |
|          | 23235    | Flue Plate & Slide Assy. RH Adjustable  |
|          | 23234    | Flue Plate & Slide Assy. LH Adjustable  |
|          | 8353     | Steel Shelf (2 Piece)                   |
|          | 3655     | Flue Plate, LH                          |
|          | 3656     | Flue Plate, RH                          |
| 5        | 18113    | Baking Door Seal (Crumb Catcher)        |
|          | 17964    | Thermostat Bulb Guard (Before 10/28/09) |
|          | 53112    | Thermostat Bulb Guard (After 10/28/09)  |

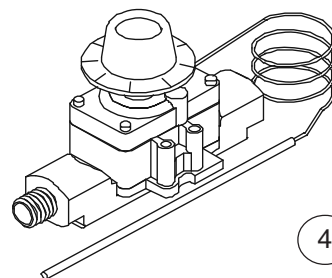


7854

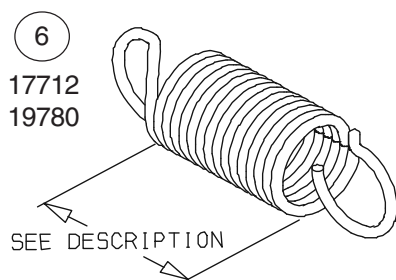
2



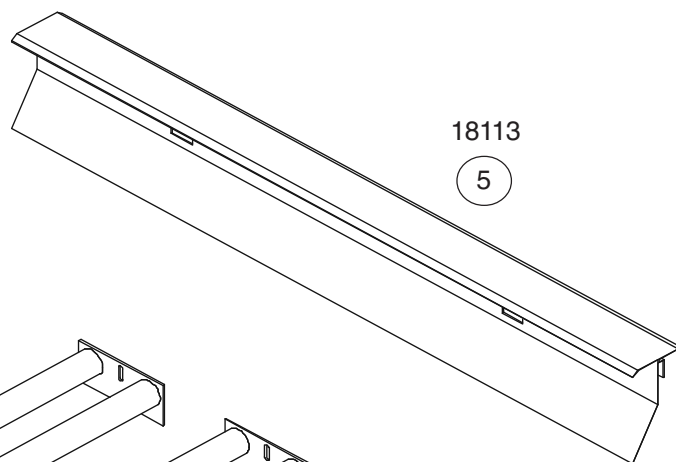
3  
11334



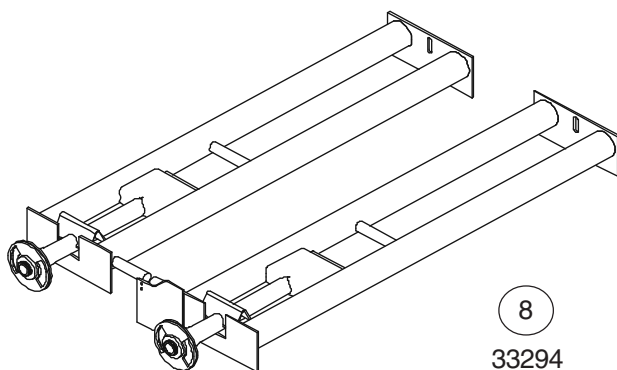
4  
11529



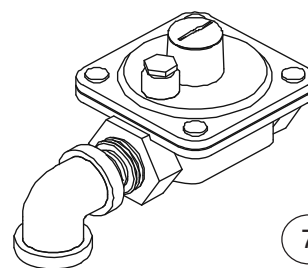
6  
17712  
19780



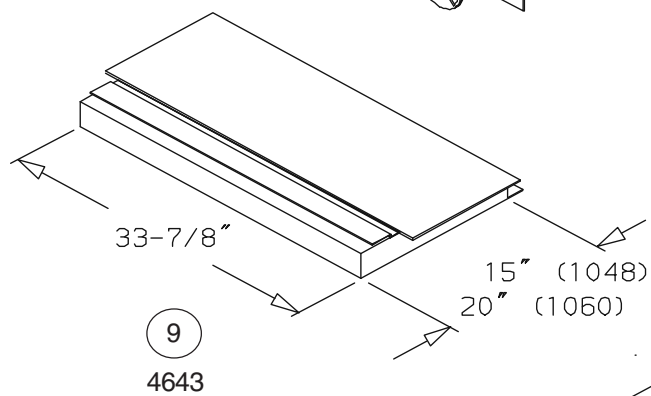
5  
18113



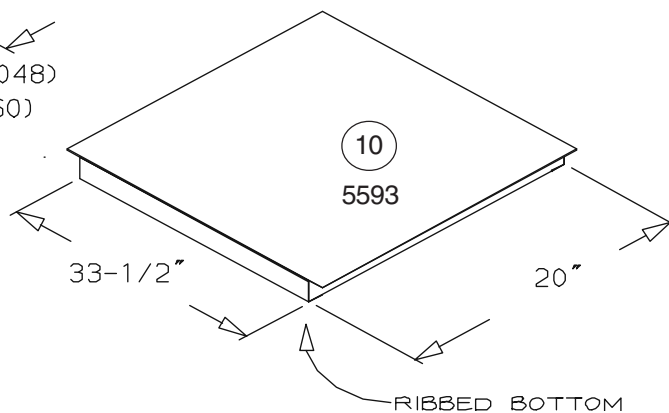
8  
33294



7  
4589



9  
4643



10  
5593

**DOOR COMPONENTS**

| <u>Ref. No.</u> | <u>Part No.</u> | <u>Description</u>   |
|-----------------|-----------------|--|
| ♦               | 18658           | Burner Door Assy. (Complete w/ Handle, Support Arms & Hinge Pin) |
|                 | 8336            | Handle, Burner Door, 12-5/8"                                     |
|                 | 8337            | Support Arm, Burner Door   |
|                 | 7873            | Hinge Pin, Burner Door   |
| *♦              | 18659           | Baking Door Assy. (Complete w/ Handle, Support Arms & Hinge Pin) |
|                 | 18660           | Handle, Baking Door, 29-3/8"                                     |
|                 | 8342            | Support Arm, Baking Door, LH                                     |
|                 | 8343            | Support Arm, Baking Door, RH                                     |
|                 | 21433           | Hinge Pin, Baking Door, RH                                       |
|                 | 18383           | Hinge Assy., Door Link   |
|                 | 3652            | Door hinge w/pin, welded, for support arm.                       |
|                 | 3817            | Pin only on door, for 3652                                       |
|                 | 3840            | Retainer Ring, Baking Door                                       |
|                 | 5878            | Spirol Pin   |
|                 | 11694           | Washers, Door (Flat) (Set of 10)                                 |
|                 | 17715           | Washer, Curved Spring  |
|                 | 18661           | Holder Assy. w/ Pins, Spring                                     |
| 6               | ☑ 17712         | Spring, Main 8" (Larger)   |
| 6               | ☑ 19780         | Spring, Helper 6-1/2" (Smaller)                                  |
|                 | 17623           | Bearing, Cylindrical   |
|                 | 17624           | Bearing, Flanged Door  |
|                 | 18092           | Seal, Door Opening Top S/S "V Shape"                             |

**EXTERIOR COMPONENTS**

| <u>Ref. No.</u> | <u>Part No.</u> | <u>Description</u>  |
|-----------------|-----------------|---|
| *               | 11669           | Crown Assy. S/S (Trim at top of oven)   |
| *               | 18417           | Crown Frame Assy. (Dbl Oven)<br>(Front Air Intake) (Before 4/89)                          |
| *               | 8346            | Crown Angle Leg Frame S/S (Dbl Oven)<br>(Bottom Air Intake) (After 4/89)                  |
| *               | 3861            | Crown Angle Leg Frame, Powder Coated Black (Dbl Oven)<br>(Bottom Air Intake) (After 4/89) |
|                 | 8349            | Flue Connector  |
|                 | 31689           | Draft Diverter, Canopy Venting, S/S   |
|                 | 8348            | Draft Hood, Direct Venting, S/S<br>(10" Diameter)   |
|                 | 17830           | Legs, 12" S/S w/ Bolts (Set of 4)   |
|                 | 18693           | Legs, 19" S/S w/ Bolts (Set of 4)   |
|                 | 17831           | Legs, 32" S/S w/ Bolts (Set of 4)   |
|                 | 30822           | Legs w/ Casters, 7" Black w/ Bolts (Set of 4)   |
|                 | 31588           | Legs w/ Casters, 12" Black w/ Bolts<br>(Set of 4)   |
|                 | 30823           | Legs w/ Casters, 19" Black w/ Bolts<br>(Set of 4)   |
|                 | 30824           | Legs w/ Casters, 27" Black w/ Bolts<br>(Set of 4)   |
|                 | 17566           | Bolts, Legs (Set of 12)   |
|                 | 37008           | Access Panel, LH  |
|                 | 18112           | Control Cover Panel, RH (Before 1/25/09)  |
|                 | 52096           | Control Cover (After 1/25/09)   |
|                 | 37007           | Side Cover (to access springs)  |
|                 | 18662           | Bottom Insulation Holder  |
|                 | 11255           | Nameplate, Blodgett 12-3/4"   |
|                 | 20326           | Lighting Instruction Plate  |
|                 | 7429            | Louvered Box (bottom of oven)   |
|                 | 21826           | Gas Connector Kit, 36"  |
|                 | 21242           | Gas Connector Kit, 48"  |

## EXCLUSIVE TO EXPORT (CE & NON CE)

| <u>Ref. No.</u> | <u>Part No.</u> | <u>Description</u>                                |
|-----------------|-----------------|---|
|                 | 9635            | Dial/Knob, Thermostat FDH (°C)350°<br>CE & NON CE |
|                 | 11529           | Thermostat CE & NON CE                            |
|                 | R4435           | Gas Valve, Manual CE                              |
|                 | R0364           | Square "D" Knob (for gas valve) CE                |
|                 | 7854            | Manual Gas Valve NON CE                           |
|                 | 7855            | Handle, Manual Gas Valve NON CE                   |
|                 | 11523           | Safety Valve NON CE                               |
|                 | 34067           | Safety Lighting Pilot Valve CE                    |
|                 | R0364           | Knob, Square D (For CE Safety Valve) CE           |
|                 | 11334           | Pilot Burner Nat NON CE                           |
|                 | 11335           | Pilot Burner LP NON CE                            |
|                 | 34945           | Pilot Burner Kit, Nat CE                          |
|                 | 34946           | Pilot Burner Kit, LP CE                           |
|                 | 34926           | Pilot Burner, Nat CE                              |
|                 | 34927           | Pilot Burner, LP CE                               |
|                 | 34069           | Valve Plate & Bracket Assy CE                     |
|                 | 34071           | Shaft & Cam Assy, Pilot Valve CE                  |
|                 | 34072           | Shaft, Pilot Valve CE                             |
|                 | 8922            | Pilot Tubing CE & NON CE                          |
|                 | 34076           | Thru Pipe Assy CE                                 |
|                 | 34073           | Pin, Spring 1/8 x 5/8 CE                          |
|                 | 34075           | Spring Extension .12 Dia CE                       |
|                 | 3835            | Thermocouple, Pilot CE                            |
|                 | 34078           | Regulator Assy. NAT CE                            |
|                 | 33956           | Regulator Assy LP CE                              |
|                 | 34077           | Manifold Assy CE                                  |
|                 | 34082           | Manifold Shield RH CE                             |
|                 | 34083           | Manifold Shield LH CE                             |
|                 | 20663           | Manifold Shield NON CE                            |
|                 | 18419           | Manifold Assy NON CE                              |
|                 | 34061           | Control Cover Assy CE                             |
|                 | 34062           | Control Decal CE                                  |
|                 | 34063           | Front Cover LH CE                                 |
|                 | 34065           | Cover Decal LH CE                                 |
|                 | 18112           | Control Cover Assy NON CE                         |
|                 | 37008           | Panel, Access LH NON CE                           |
|                 | 8336            | Handle, Burner Door NON CE                        |
|                 | 18660           | Handle, Baking Door NON CE                        |
|                 | 33958           | Handle, Baking Door (Black Coated) CE             |
|                 | 34085           | Handle, Burner Door (Black Coated) CE             |

**BLODGETT OVEN COMPANY**, 44 Lakeside Avenue, Burlington, Vermont 05401 USA

Telephone: (802) 860-3700 (800) 331-5842 Fax: (802) 860-3732

*A Division of G.S. Blodgett Corporation*