
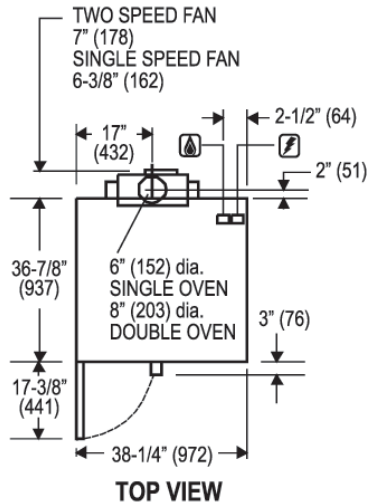




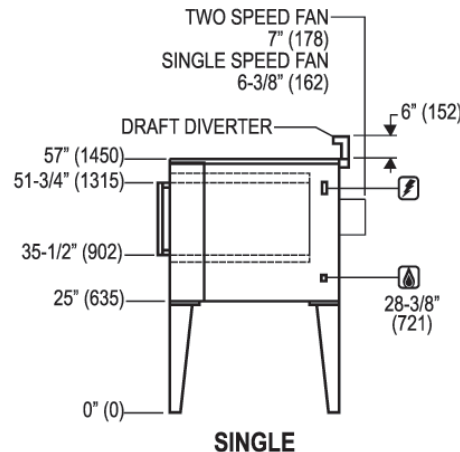
MODEL DFG-200



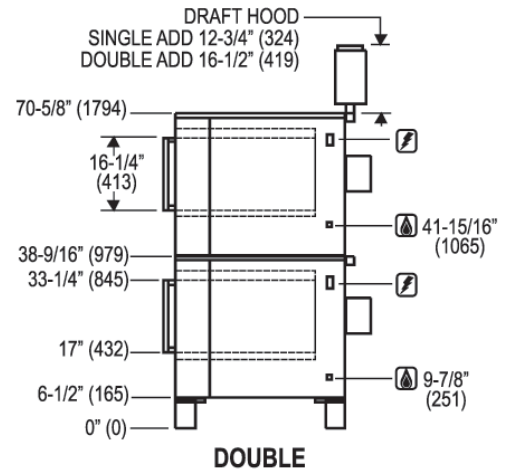
APPROVAL/STAMP



TOP VIEW



SINGLE



DOUBLE

Dimensions are in inches (mm)

SHORT FORM SPECIFICATIONS

Provide Blodgett full-size convection oven model DFG-200, (single/double) compartment. Each compartment shall have (porcelainized/stainless) steel liner and shall accept five 18" x 26" standard full-size bake pans in left-to-right or front-to-back positions. Stainless steel front, top and sides. Doors shall (be solid stainless steel/have dual pane thermal glass windows) with single porcelain handle and simultaneous operation. Unit shall be gas heated with electronic spark ignition and shall cook by means of a dual-flow system combining direct and indirect heat. Air in baking chamber distributed by dual inlet blower wheel powered by a two-speed, 1/3 HP motor with thermal overload protection. Each chamber shall be fitted with two commercial lamps and five chrome-plated removable racks. Control panel shall be recessed with Cook/Cool Down mode selector, solid state (manual/digital) infinite thermostat (200- 500° F), and 60 minute timer. Provide options and accessories as indicated.

DIMENSIONS:

Floor space 38-1/4" (972mm) wide x 36-7/8" (936mm) long
Product clearance 6" from combustible and non-combustible construction.
Interior 29" (737mm) W x 20" (508mm) H x 28-1/4" (718mm) D
If oven is on casters add to all height dimensions:
DFG-200 single 4" (114mm)
DFG-200 double 2" (57mm)

GAS SUPPLY:

3/4" NPT (Single/Double)

Manifold Pressure:

- Natural – 3.5" W.C.
- Propane – 10" W.C.

Inlet Pressure:

- Natural – 7.0" W.C. min. – 10.5" W.C. max.
- Propane – 11.0" W.C. min. – 13.0" W.C. max.

MAXIMUM INPUT:

Single 60,000 BTU/hr
Double 120,000 BTU/hr (60,000 ea. section)

POWER SUPPLY

3-wire, 6 Amp, 115 VAC, 1 phase, 60 Hz. 1/3 H.P., 2 speed motor, 1140 and 1725 RPM

2-wire, 3 Amp, 220/240VAC, 1 phase, 50 Hz. 1/3 H.P., 1 speed motor, 1425 RPM

6' (1.8m) electric cord set furnished on 115 VAC ovens only.

MINIMUM ENTRY CLEARANCE:

Uncrated 32-1/16" (814mm)
Crated 37-1/2" (953mm)

SHIPPING INFORMATION:

Approx. Weight:

DFG-200 Single 650 lbs. (295 kg)
DFG-200 double 1230 lbs. (558 kg)

Crate sizes:

37-1/2" (952mm) x 43-1/2" (1105mm) x 52" (1321mm)

NOTE: The company reserves the right to make substitutions of components without prior notice