

Liquid Coffee Refrigerated Dispenser with 2 heads - Multi-Phase

Features

Liquid Coffee Refrigerated Dispenser

- Refrigerated product cabinet extends product flavor profile, maintains 38°-42°F (3.3°-5.5°C) in product compartment.
- Attractive appearance and narrow 12" (30.48 cm) width.
- Accommodates all ½ gallon (1.9 litre) and most 1 gallon (3.8 litre) bag-in-box (BIB) containers.
- Refill or rinse LED lights alert the operator when more concentrate or cleaning is needed.
- FlavorGard™ technology continuously monitors extract-to-water ratio and assures flavor consistency.
- Easy-to-program, one-touch portion control model for self-serve applications.
- Dispenses hot water on demand.
- Dispenser can be field converted to operation either single or three phase.



LCR-2A, PC Multi-Phase

Dimensions: 38" H x 12.2" W x 24.9" D
(96.5 cm H x 31 cm W x 63.2 cm D)

For current specification sheets and other information, go to www.bunn.com.

International models may vary in appearance.

Related Products

Easy Clear® EQHP-10
Product No. : 39000.0004

Easy Clear® EQHP-10L
Product No.: 39000.0001

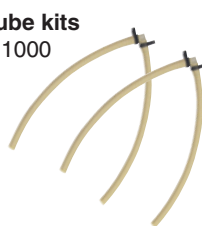

Easy Clear® EQHP-25
Product No. : 39000.0005

Easy Clear® EQHP-25L
Product No.: 39000.0002



⅛" Replacement tube kits
Product No. : 34728.1000

⅜" Replacement tube kits
Product No. : 34727.1000



Scholle BIB connector
Product No. : 35057.0000



LiquiBox QC/D II BIB connector
Product No. : 35055.0000

50ml Graduated Cylinder Kit
Product No. : 34843.1000
For use in calibration of pumps.



Dimensions & Specifications

Model	Product Number	Dispense Rate/Sec. 1.8 oz. 2.5 oz.* Product Ratios		Connector Type	Shipping Weight	Cord Attached	Agency
LCR-2A, PC Multi-Phase	36500.0054	45:1-100:1	65:1-100:1	1/8" Scholle 1910	85 lbs. (38.6 kg)	No	CE
LCR-2A, PC Multi-Phase	36500.0055	25:1-45:1	25:1-65:1	3/16" Scholle 1910	85 lbs. (38.6 kg)	No	CE

Phase	Volts	Amps	Watts	*Cups/hr	*Litres/hr
Single	230	13	3000	311	39
Single (2 tank heaters)	230	26	6000	620	78
Three	400/230	13	9000	932	116

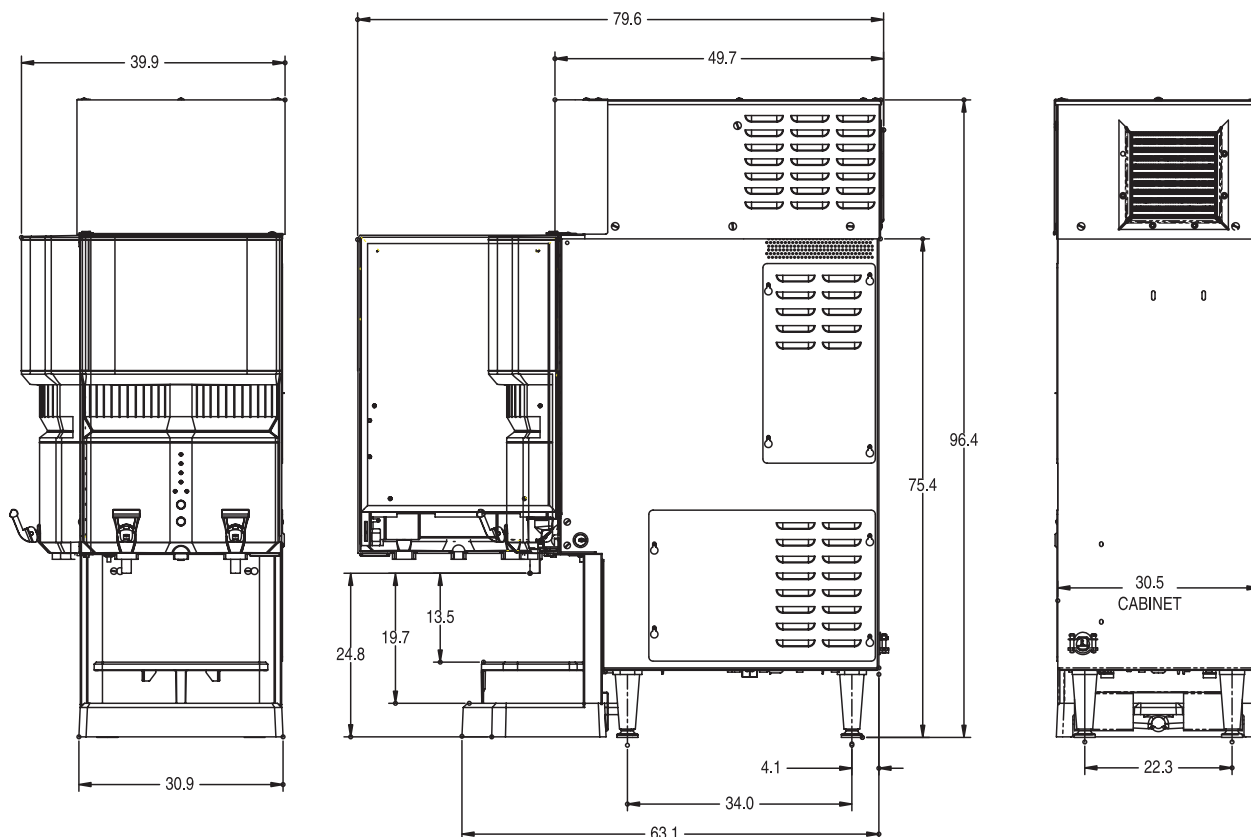
***Unit shipped with dispense rate set at 1.8 oz./sec. Dispense rate increases to 2.5 oz./sec. if restrictor plug is removed.**

Brewing Capacity: Measured with 5oz/125mL cup. Based on incoming water at 68°F (20°C) and minimum cup temperature at 185°F (85°C).

Electrical: Single Phase configuration requires 2-wires plus ground service rated 230V, single phase, 50/60Hz.

Three Phase configuration requires 4-wires plus ground service rated 400/230V, three phase, 50/60Hz.

Plumbing: 20-90 psi (138-621 kPa) from a 3/8" or larger supply line. Unit requires a 2.2 gpm (8.3 litre per minute) line flow capacity. A shut-off valve should be installed in the line before the unit. Install a regulator in line when pressure is greater than 90 psi (621 kPa) to reduce pressure to 50 psi (345 kPa). Supplied with 3/8" male flare fitting.



Bunn-O-Matic® Corporation - 1400 Stevenson Drive Springfield, Illinois 62703 • USA • +1-217-529-6601 • Fax +1-217-529-2827 • www.bunn.com

BUNN® practices continuous product research and improvement. We reserve the right to change specifications and product design without notice. Such revisions do not entitle the buyer to corresponding changes, improvements, additions or replacements for previously purchased equipment.

All dimensions shown in centimeters.

7/09 © Bunn-O-Matic Corporation