



Specification Line®

Self-Contained Sliding Door Two Section Shallow
Reach-In Refrigerator

Project _____
Item _____
Quantity _____
CSI Section 11400
Approved _____
Date _____

Specification Line®: Sliding Door Two Section Shallow Reach-In Refrigerator

Models

<u>Solid door</u>	<u>Glass door</u>	
SSR2S-SLS	SSR2S-SLG	Stainless exterior and interior full sliding door
SSR2S-SLSH	SSR2S-SLGH	Stainless exterior and interior half sliding door
SAR2S-SLS	SAR2S-SLG	Stainless exterior and aluminum interior full sliding door
SAR2S-SLSH	SAR2S-SLGH	Stainless exterior and aluminum interior half sliding door
SMR2S-SLS	SMR2S-SLG	Stainless front aluminum exterior and interior full sliding door
SMR2S-SLSH	SMR2S-SLGH	Stainless front aluminum exterior and interior half sliding door



SSR2S-SLG

Standard Features

- Stainless steel interior and exterior (SS)
- Stainless steel exterior, aluminum interior (SA)
- Aluminum interior and exterior, stainless front (SM)
- Pressure relief valve is standard to prevent door vapor lock
- Exterior digital thermometer with high/low temperature alarm
- Easy access "flip up" shroud
- Easy to use electronic control
- Three wire shelves per section - SA/SS standard with chrome plated shelves and SM standard with epoxy coated shelves
- 10' attached cord and plug
- 6" adjustable stainless steel legs
- Stainless steel breaker strips
- High density foamed in place environmentally friendly, Kyoto Protocol Compliant, Non ODP (Ozone Depletion Potential), Non GWP (Global Warming Potential) polyurethane keeps energy costs low
- Energy savings door heater switch
- Environmentally friendly 404a refrigerant
- Fluorescent light with on/off switch (glass door units only)
- Two year parts & labor warranty
- Five year compressor warranty

Options & Accessories

- Additional shelves
- Stainless steel back
- Laminate on front, sides and back
- Bottom mount electrical
- Stainless steel banking strip
- Heat shield end
- Stainless steel kick plate
- Laminate kick plate
- 4" stainless steel utility base
- 220-60-1 electrical
- 230-50-1 electrical
- Security package

Specifications

Exterior: SS and SA models shall have corrosion resistant stainless steel exterior cabinet sides, front and shroud. SM models shall have corrosion resistant aluminum on exterior cabinet sides and will have stainless front and shroud. All units shall have the upper shroud hinged with a gas assist stay open feature to provide easy access to the refrigeration system.

Interior: Cabinet interior shall be corrosion resistant stainless steel (SS models) or heavy gauge aluminum (SA and SM models). Bottom and top surfaces shall be die stamped to provide radius corners and recessed floor. Three wire shelves are provided per section, SA/SS standard shelves are chrome plated, SM standard shelves are epoxy coated. Shelves rest on clips which are adjustable on 1" increments on stainless steel pilasters affixed to the cabinet interior. Pilasters are removable without tools for cleaning. Mounted to the interior ceiling, the interior fluorescent light is controlled automatically through a switch mounted in the hinge assembly to protect against breakage. Door openings are protected with heavy gauge stainless steel breaker strips. An air duct shall be mounted to the ceiling assuring low velocity, even air movement throughout the cabinet interior.

Doors:

Solid Sliding. Exterior and interior shall be corrosion resistant stainless steel.

Glass Sliding. Double thermopane glass set in high impact black plastic frame.

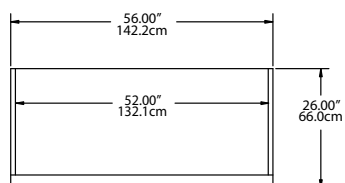
Doors are set in tracks for easy movement. Spring action assures self closing. Gasket seals both ends of doors. Doors are removable for cleaning.

Refrigeration system: All components are mounted to the exterior cabinet ceiling, outside the food zone and are assembled as one piece and can be removed as one piece. Environmentally friendly R404A refrigerant is used. System has the capability of maintaining between 27°F and 40°F in heavy use food service operations. Refrigerant is metered using a highly responsive thermostatic expansion valve. System is controlled using Delfield's ACT-Advanced Control Technology electronic temperature control, which provides improved pull down times, reducing compressor cycling and longer compressor life with lower energy consumption.


Control system uses adaptive defrost to assure evaporator coil is free of ice and operating at optimum efficiency. Evaporator condensate is eliminated using an energy efficient hot gas system.

Electrical: Standard electrical connections shall be 115V, 60Hz, single phase. A 10' cord and plug is supplied attached to a junction box mounted on the exterior top of the cabinet.

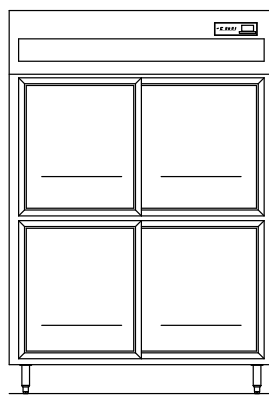




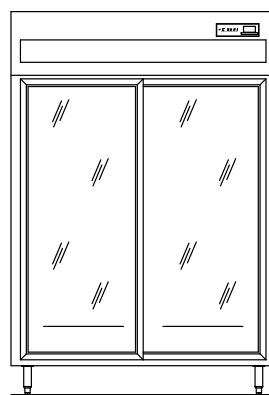
PLAN VIEW
ALL MODELS



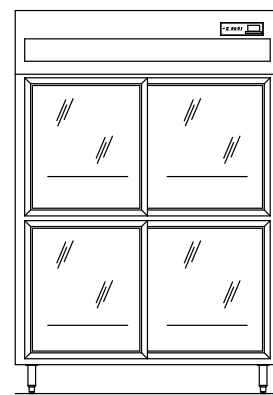
ELEVATION VIEW
SSR2S-SLS, SAR2S-SLS,
SMR2S-SLS



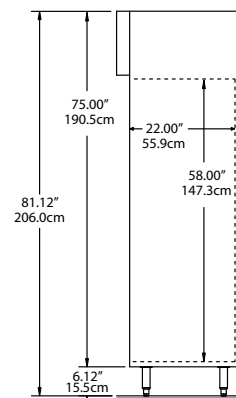
ELEVATION VIEW
SSR2S-SLSH, SAR2S-SLSH,
SMR2S-SLSH



ELEVATION VIEW
SSR2S-SLG, SAR2S-SLG,
SMR2S-SLG



ELEVATION VIEW
SSR2S-SLGH, SAR2S-SLGH,
SMR2S-SLGH



END VIEW
ALL MODELS

Mechanical Data

MODEL NUMBER	VOLTAGE	AMPS	STORAGE CU.FT.	SHELVES SQ.FT.	NO. OF SHELVES	UNIT H.P.	BTU/HR SYSTEM CAP	SHIP WEIGHT	NEMA PLUG	ENERGY (KWH)
SSR2S-SLS, SSR2S-SLSH, SAR2S-SLS, SAR2S-SLSH, SMR2S-SLS, SMR2S-SLSH	115	7.8	37.96	27.54	6	1/3	2488	670lbs (304kg)	5-15P	N/A
SSR2S-SLG, SSR2S-SLGH, SAR2S-SLG, SAR2S-SLGH, SMR2S-SLG, SMR2S-SLGH	115	7.8	37.96	27.54	6	1/3	2488	670lbs (304kg)	5-15P	N/A

Delfield reserves the right to make changes to the design or specifications without prior notice.

980 S. Isabella Rd.
Mt. Pleasant, Michigan 48858

Phone: 800-733-8948 or 989-773-7981
Fax: 800-669-0619
www.delfield.com

Printed in the U.S.A.
DSSSR5-SL
09/10

