



PROJECT	
ITEM #	
QUANTITY	DATE
APPROVAL	

NDF

Mobile Drop-Front Self-Contained Milk or Beverage Dispensers

Short Form Specifications

Exterior sides, front and back shall be 20-gauge stainless steel.

Inner liner shall be water-tight and constructed of 22-gauge stainless steel with a 1.25" (3.2cm) I.P.S. drain. Unit shall be insulated with high-density, foamed in place polyurethane insulation with a non-conductive top breaker strip.

Opening shall have stainless steel lift-up and fold-down lids with black plastic recessed handles. Door lock is standard.

Ends of the upperstructure shall have die-stamped louvers to allow proper air flow to the condensing unit.

Refrigeration system shall use HFC-134a refrigerant. Refrigerant flow shall be controlled by an expansion valve. Cabinet shall maintain 36°F to 40°F (2°C to 4°C) temperature with lids closed for storage.

Refrigeration system shall be controlled by a pressure control, located near the condensing unit.

Electrical connections shall be 115 volt, 60 cycle, single phase. Unit shall have a 9' (2.7m) long electrical cord and NEMA 5-15P plug.

Unit shall be mounted on (4) 4.00" (10.2cm) diameter polyolefin casters (all locking), and shall have (4) non-marking grey bumpers, one at each corner.

Optional Accessories and Modifications

- Heavy-duty casters (contact factory)
- Wrap-around bumpers (adds 1.75" [4.4cm] to overall length and depth)
- Laminate panels

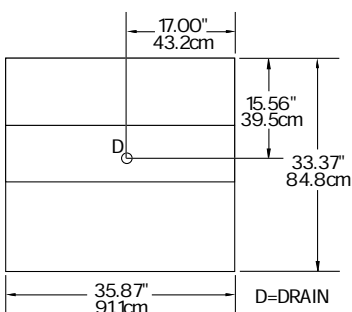
NOTE: This equipment is intended for storage and /or display of pre-packaged or bottled products only.



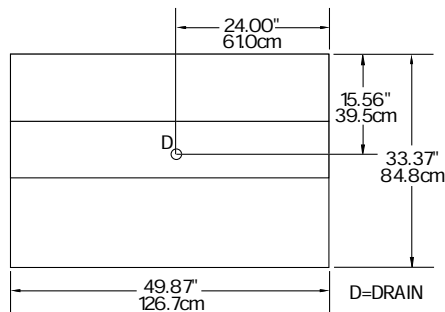
Model NDF-18

shown with optional wrap-around bumpers

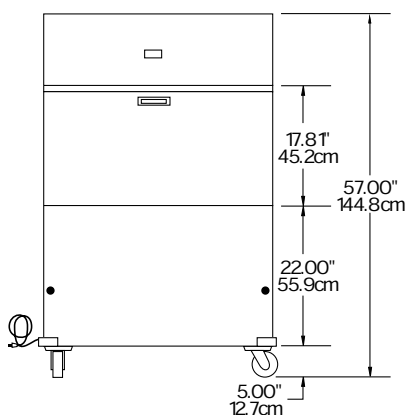




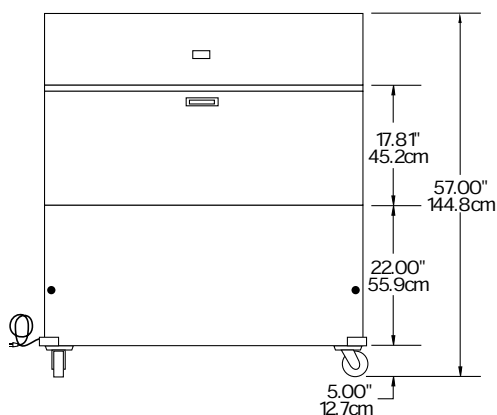
PLAN VIEW
MODEL NDF-12




PLAN VIEW
MODEL NDF-18



ELEVATION VIEW
MODEL NDF-12



ELEVATION VIEW
MODEL NDF-18



END VIEW
ALL NDF MODELS

MECHANICAL DATA - STANDARD ONLY

MODEL NUMBER	CRATE CAPACITY	HORSEPOWER	AMPS	BTU LOAD	BTU CAPACITY	SHIP WEIGHT
NDF-12	12	1/4	5.0	690	1200	365 lbs/ 166 kg
NDF-18	18	1/3	7.0	900	1590	430 lbs/ 195 kg