



# SPRF-EW

## Refrigerator/Freezer Combination Module, 30" height, 35" depth

Project \_\_\_\_\_

Item \_\_\_\_\_

Quantity \_\_\_\_\_

CSI Section 11400

### MODELS

- ☐ **SPRF-68EW** 68" length, refrigerator/freezer module, 30" height, 35" depth



SPRF-68EW



### STANDARD FEATURES

- 14-gauge stainless steel top standard
- 30" counter height, 35" depth
- Two separate systems, one section refrigerator and one section freezer
- 9' long cord and plug are supplied standard
- 18-gauge stainless steel exterior standard
- Electrical: 120 volt, 60 cycle, single phase
- R134A refrigerant-refrigerator, R404A-freezer
- Removable sliding lids (two per unit) standard
- Standard on 5" diameter polyurethane swivel casters
- Stainless steel fully retractable interlock provided as standard
- Basket rack system is standard
- A wide selection of laminate colors available at no additional charge
- Laminate selection has 18-gauge galvanized base, 16-gauge coved corner supports to protect laminate
- Meets NSF2, NSF7, UL and CEC standards
- One-year parts and 90 day labor standard warranty. Additional warranties available
- Holds baskets size, 13.25" x 26.13" x 2.5" or 13.25" x 26.13" 4.75"

### OPTIONS AND ACCESSORIES

- ☐ Single tier merchandiser (Unheated)
- ☐ Double tier merchandiser (Unheated)
- ☐ 16"x35" Stainless steel drop tray shelf
- ☐ Stainless steel cash shelf
- ☐ Tray slides
  - V-style
  - Tubular bar
- ☐ 2" Wire basket (13.25"x26.13"x2.5")
- ☐ 4" Wire basket (13.25"x26.13"x4.75")
- ☐ Decal package
- ☐ Canopy

### SPECIFICATIONS

**Exterior:** Exterior body is constructed of 18-gauge stainless steel side panels or 18-gauge galvanized reinforced laminate panels. 14-gauge galvanized bottom. All exterior side panels are reinforced with overlapping corners and are welded in place. All insert cutouts are reinforced with 14-gauge galvanized channel supports.

Exterior top is constructed of 14-gauge stainless steel, welded, ground and polished into one integral unit. Top is fabricated with square exterior corners with fully hemmed nosing on all sides. Stainless steel fully retractable interlocks are installed on opposing corners and locks units into a complete serving system.

**Interior, Refrigerated Section:** Refrigerated cold pan is 10" deep one-piece constructed stainless steel tank. Louvered front and rear sides are for re-circulated forced air-cooling. The tank is separated from the top by a polycarbonate thermal break and is fully insulated with foamed in place high-density polyurethane foam. A stainless steel access panel is located in bottom of tank, allowing complete access to the evaporator coil and fan package.

On/Off switch is located on the operator side in a recessed panel with a hinged cover plate. Refrigerated tank maintains NSF7 temperature requirements.

**Interior, Freezer Section:** Freezer cold pan is 9" deep one-piece constructed stainless steel tank. Unit is cold wall constructed. The tank is separated from the top by a polycarbonate thermal break and is fully insulated with foamed in place high-density polyurethane foam. A stainless steel access panel is located in bottom of tank, allowing complete access to the evaporator coil and fan package.

On/Off switch is located on the operator side in a recessed panel with a hinged cover plate. Freezer tank maintains 0° to -5° temperature with lids closed for storage.

**Lid:** Lids are constructed of stainless steel and are foamed with polyurethane insulation. The lid thickness is 3/4". Lid handle shall be black, recessed ABS. Lids are removable without the use of tools.

Stainless steel lid locking bar is standard. Bar has locking handle at one end and mounts to clips, which are bolted to the top of the cabinet. The locking bar extends the length of the unit. Entire assembly can be removed during the serving period.

**Refrigeration Section:** Refrigeration system uses R134A refrigerant and has a self-contained 120 volt, 60 Hertz, single phase hermetically sealed condensing unit.

The system utilizes and evaporator coil and fan package for re-circulated forced air-cooling of product. Unit is supplied with an expansion valve and hot gas condensate evaporator.

**Freezer Section:** Refrigeration system uses R404A refrigerant and has a self-contained 120 volt, 60 Hertz, single phase hermetically sealed condensing unit. Unit is supplied with an expansion valve.

**Electrical:** Electrical connections shall be 120 volt, 60 Hertz, single phase. Unit shall have a 9' long electrical cord and NEMA 5-20P plug. Cord is standard on the operator right side of equipment. Double cord hook is located on the bottom of the unit.

**Casters:** Unit is mounted on 5" (12.7cm) diameter swivel polyurethane casters with non-marking tires and plate brakes. Casters are bolted directly to the 14-gauge bottom of the base. Overall height of caster assembly is 6.00" (15.2cm).

**Styling:** Units are standard with 18-gauge stainless steel exterior sides. Laminate is an option available at no additional charge. Decal packages and canopies are also available.



980 S. Isabella Road  
Mt. Pleasant, MI 48858  
www.delfield.com

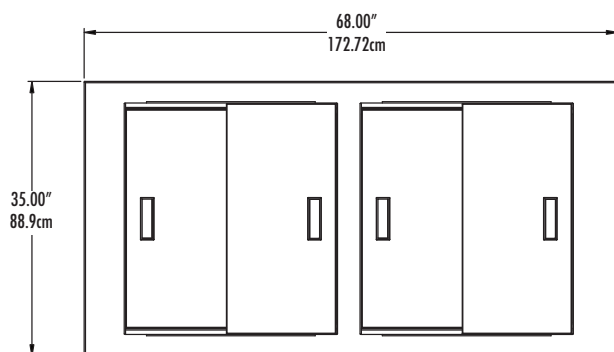
Phone: 800-733-8948  
Fax: 800-669-0619  
Email: info@delfield.com

Approval \_\_\_\_\_

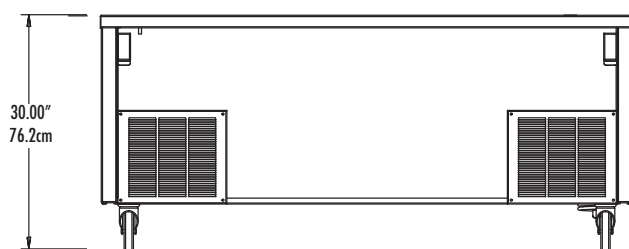
Date \_\_\_\_\_

SPRF-EW SHELLEYSPEED™ REFRIGERATOR/FREEZER MODULE, 30" HEIGHT, 35" DEPTH

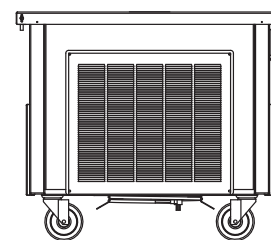
# SPRF-EW - Refrigerator/Freezer Combination Module, 30" height, 35" depth



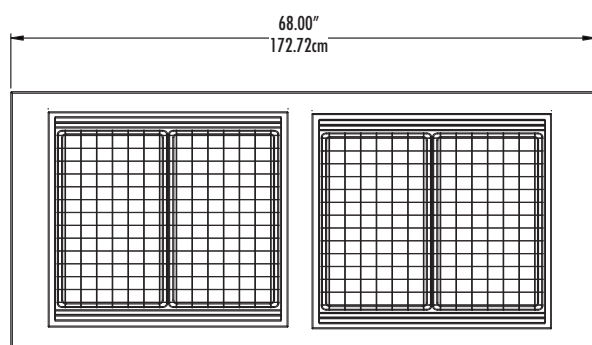
Plan View SPRF-68EW



Elevation View SPRF-68EW



End View



Basket Detail

## MECHANICAL DATA:

MODEL NUMBER	TYPE	BASKET CAPACITY	STORAGE CAPACITY	REFRIG. TYPE	AMPS	HP	VOLTAGE	NEMA PLUG	SHIP WEIGHT
SPRF-68EW	REFRIGERATOR SIDE	8 (13.25X20.5X2.5) 4 (13.25X20.5X4.75)	4.15 CU FT.	R134A	15.0	1/5	120	5-20P	550
	FREEZER SIDE	8 (13.25X20.5X2.5) 4 (13.25X20.5X4.75)	3.77 CU FT.	R404A		1/3	120		