



SPRDP-DEW

Refrigerated Display Case, 30" counter height, 35" depth

Project _____
Item _____
Quantity _____
CSI Section 11400

SPRDP-DEW SHELLYSPEED™ REFRIGERATED DISPLAY CASE, 30" COUNTER HEIGHT, 35" DEPTH

MODELS

- | | | | |
|---|---|---|---|
| <input type="checkbox"/> SPRD36P-36DEW | Pass through refrigerated display case, 36" total length, 35" depth | <input type="checkbox"/> SPRD48P-60DEW | Pass through refrigerated display case, 60" total length, 35" depth |
| <input type="checkbox"/> SPRD36P-50DEW | Pass through refrigerated display case, 50" total length, 35" depth | <input type="checkbox"/> SPRD60P-74DEW | Pass through refrigerated display case, 74" total length, 35" depth |
| <input type="checkbox"/> SPRD48P-50DEW | Pass through refrigerated display case, 50" total length, 35" depth | <input type="checkbox"/> SPRD72P-74N | Pass through refrigerated display case, 74" total length, 35" depth |

For actual display case dimensions see back



SPRD48P-50DEW



STANDARD FEATURES

Display Section

- Display exterior sides are made of 18-gauge stainless steel
- ABS plastic interior sides with molded shelf supports
- (4) adjustable epoxy coated wire shelves
- On/off switch for the display section light(s)
- Top mount coil with multiple fans circulating the air throughout the cabinet
- Display section runs off a thermostatic control
- Sliding and removable self-closing .5" thick argon filled, low-E, warm edge insert, thermopane glass doors with left and right vertical gasket
- Door locks standard

Base Section

- 14-gauge stainless steel top standard
- 30" counter height, 35" depth
- 18-gauge stainless steel exterior body
- 9' long cord and plug are supplied standard
- R404A refrigerant
- Standard on 5" diameter polyurethane casters
- Stainless steel fully retractable interlock provided as standard
- A wide selection of laminate colors available at no additional charge
- One-year parts and 90 day labor standard warranty. Additional warranties available.

OPTIONS AND ACCESSORIES

- ☐ 16"x35" Stainless steel drop tray shelf
- ☐ Stainless steel cash self
- ☐ Tray slides
 - V-style
 - Tubular bar
- ☐ 2" Wire basket (13.25"x26.13"x2.5")
- ☐ 4" Wire basket (13.25"x26.13"x4.75")
- ☐ Decal package
- ☐ Extra shelf 36"
- ☐ Extra shelf 50"
- ☐ Extra shelf 64"
- ☐ Extra shelf 72"
- ☐ 220 volt, 50 cycle electrical system*

*Inclusion of these options will alter the electrical specifications of the unit

SPECIFICATIONS

Exterior: Exterior body is constructed of 18-gauge stainless steel side panels or 18-gauge galvanized reinforced laminate panels. 14-gauge galvanized bottom. All exterior side panels are reinforced with overlapping corners and are welded in place. All insert cutouts are reinforced with 14-gauge galvanized channel supports.

Exterior top is constructed of 14-gauge stainless steel, welded, ground and polished into one integral unit. Top is fabricated with square exterior corners with fully hemmed nosing on all sides. Stainless steel fully retractable interlocks are installed on opposing corners and locks units into a complete serving system.

Display Case: Display section exterior sides are made of 18-gauge stainless steel. Exterior display section top to be 22-gauge galvanized metal. Interior sides are made of .095" thick ABS plastic with molded shelf supports. The interior bottom is constructed with stainless steel for long lasting durability. Display section is fully insulated with high density polyurethane foam

between the interior and exterior. Four adjustable epoxy coated wire shelves are provided for the display section. An on/off switch for the display section light(s) is located at the right end of the front facing, above the display section doors.

Display case refrigeration system consists of a full-length top mounted coil with multiple fans circulating the air throughout the cabinet utilizing a thermostatic control. An ABS plastic drip pan is placed below the coil with a clear drain hose for running the condensation to the lower base mechanical section.

Front of the display section is equipped with two sliding and removable self-closing .5" thick argon filled, low-e glass doors with a warm edge spacer. The vertical outsides of each door tuck into an extruded channel running vertically up each side. Locking doors are standard. Front and rear nosing to be 20-gauge stainless steel.

Display cabinet to maintain 36 to 40 degree temperatures at 100 degree ambient room temperature.

Refrigeration: Refrigeration system uses HFC-404A refrigerant and has a self-contained 115 volt, 60 Hertz, single phase hermetically sealed condensing unit. Self-contained models have a pre-wired condensing unit housed in a machine compartment, standard on right, with an easy removable louver panel for quick access. Machine compartment also is supplied with an 9' cord and plug and electrical junction box.

Casters: Unit is mounted on 5" (12.7cm) diameter swivel polyurethane casters with non-marking tires and plate brakes. Casters are bolted directly to the 14-gauge bottom of the base. Overall height of caster assembly is 6.00" (15.2cm).

Styling: Units are standard with 18-gauge stainless steel exterior sides. Laminate is an option available at no additional charge. Decal packages are also available.

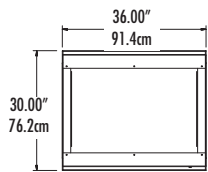


980 S. Isabella Road
Mt. Pleasant, MI 48858
www.delfield.com

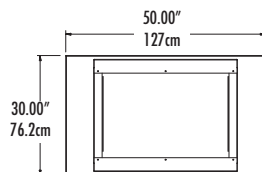
Phone: 800-733-8948
Fax: 800-669-0619
Email: info@delfield.com

Approval _____
Date _____

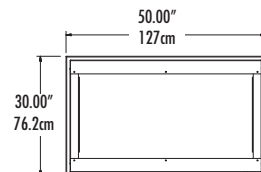
SPRDP-DEW - Refrigerated Display Case, 30" counter height, 35" depth



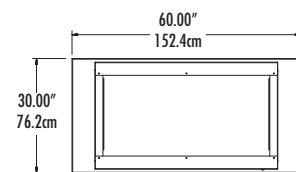
Plan View SPRD36P-36DEW



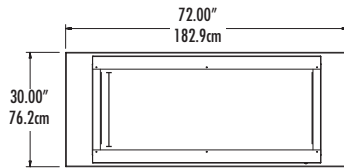
Plan View SPRD36P-50DEW



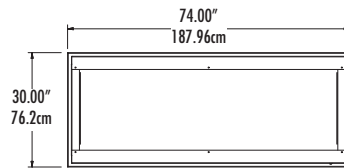
Plan View SPRD48P-50DEW



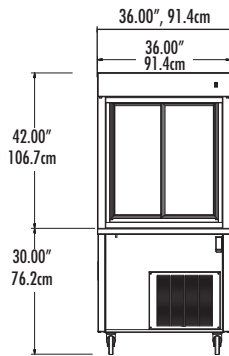
Plan View SPRD48P-60DEW



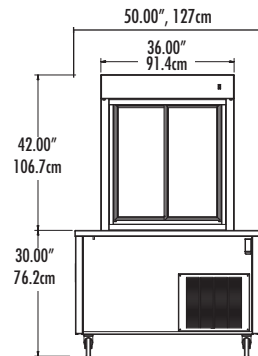
Plan View SPRD60P-72DEW



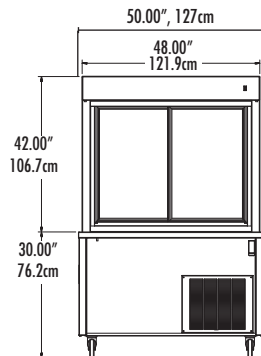
Plan View SPRD72P-74DEW



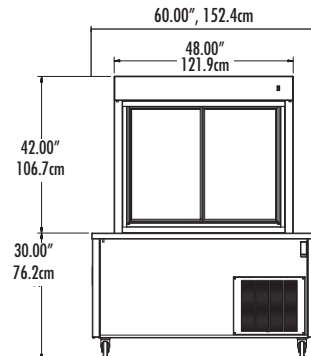
Elevation View SPRD36P-36DEW



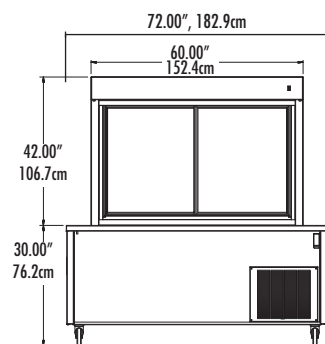
Elevation View SPRD36P-50DEW



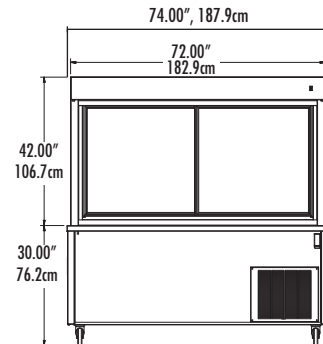
Elevation View SPRD48P-50DEW



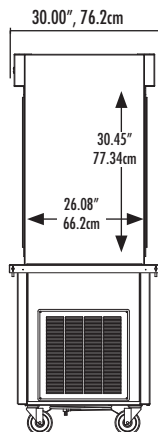
Elevation View SPRD48P-60DEW



Elevation View SPRD60P-72DEW



Elevation View SPRD72P-74DEW



Right End View
All Models

MECHANICAL DATA:

MODEL NUMBER	TYPE	DISPLAY SHELF AREA SQ. FT.	DISPLAY STORAGE CUBIC FT.	VOLTAGE	AMPS	HP	NEMA PLUG	SHIP WEIGHT
SPRD36P-36DEW	REFRIGERATED DISPLAY MODULE	20.6	14.3	115	12	1/2	5-15P	576
SPRD36P-50DEW	REFRIGERATED DISPLAY MODULE	20.6	14.3	115	12	1/2	5-15P	625
SPRD48P-50DEW	REFRIGERATED DISPLAY MODULE	28.5	19.8	115	12	1/2	5-15P	789
SPRD48P-60DEW	REFRIGERATED DISPLAY MODULE	28.5	19.8	115	12	1/2	5-15P	819
SPRD60P-74DEW	REFRIGERATED DISPLAY MODULE	36.4	25.2	115	16	3/4	5-20P	919
SPRD72P-74DEW	REFRIGERATED DISPLAY MODULE	44.4	30.7	115	16	3/4	5-20P	1095