



SPM

Utility (Merchandising) Module, 34" height, 30" depth

Project _____

Item _____

Quantity _____

CSI Section 11400

SPM SHELLYSPEED™ UTILITY (MERCHANDISING) MODULE, 34" HEIGHT, 30" DEPTH

MODELS

- | | |
|--|--|
| <input type="checkbox"/> SPM-28 28" length, merchandising module, 34" height, 30" depth | <input type="checkbox"/> SPM-60 60" length, merchandising module, 34" height, 30" depth |
| <input type="checkbox"/> SPM-36 36" length, merchandising module, 34" height, 30" depth | <input type="checkbox"/> SPM-74 74" length, merchandising module, 34" height, 30" depth |
| <input type="checkbox"/> SPM-50 50" length, merchandising module, 34" height, 30" depth | |



SPM-50



STANDARD FEATURES

- 14-gauge stainless steel top standard
- 34" counter height, 30" depth
- 18-gauge stainless steel exterior body
- Units have a single or double door dry compartment for storage
- Standard on 5" diameter polyurethane swivel casters
- Stainless steel fully retractable interlock provided as standard
- A wide selection of laminate colors available at no additional charge
- Laminate selection has 18-gauge galvanized base, 16-gauge coved corner supports to protect laminate
- Meets NSF standards
- One-year parts and 90 day labor standard warranty. Additional warranties available.

OPTIONS AND ACCESSORIES

- ☐ Single tier merchandiser (Unheated)
- ☐ Double tier merchandiser (Unheated)
- ☐ 16"x30" Stainless steel drop tray shelf
- ☐ Stainless steel cash shelf
- ☐ Tray slides
 - V-style
 - Tubular bar
- ☐ Decal package
- ☐ Canopy
- ☐ Basket storage rack for base of unit
- ☐ Lid storage rack for base of unit

SPECIFICATIONS

Exterior: Exterior body is constructed of 18-gauge stainless steel side panels or 18-gauge galvanized reinforced laminate panels. 14-gauge galvanized bottom. All exterior side panels are reinforced with overlapping corners and are welded in place. All insert cutouts are reinforced with 14-gauge galvanized channel supports.

Exterior top is constructed of 14-gauge stainless steel, welded, ground and polished into one integral unit. Top is fabricated with square exterior corners with fully hemmed nosing on all sides. Stainless steel fully retractable interlocks are installed on opposing corners and locks units into a complete serving system.

Units have a one or two door dry compartment(s) constructed of 18-gauge stainless steel. All doors have recessed black ABS door handle as standard. Door(s) are double-wall construction, with stainless steel front panel.

Casters: Unit is mounted on 5" (12.7cm) diameter swivel polyurethane casters with non-marking tires and plate brakes. Casters are bolted directly to the 14-gauge bottom of the base. Overall height of caster assembly is 6.00" (15.2cm).

Styling: Units are standard with 18-gauge stainless steel exterior sides. Laminate is an option available at no additional charge. Decal packages and canopies are also available.



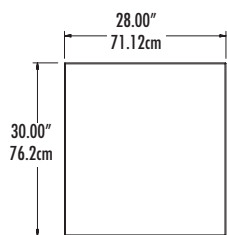
980 S. Isabella Road
Mt. Pleasant, MI 48858
www.delfield.com

Phone: 800-733-8948
Fax: 800-669-0619
Email: info@delfield.com

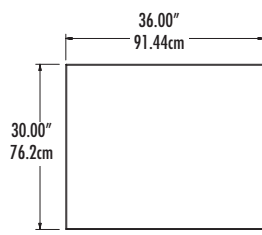
Approval _____

Date _____

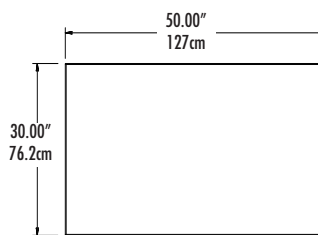
SPM - Utility (Merchandising) Module, 34" height, 30" depth



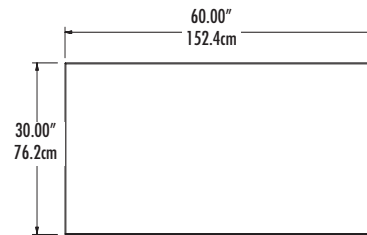
Plan View SPM-28



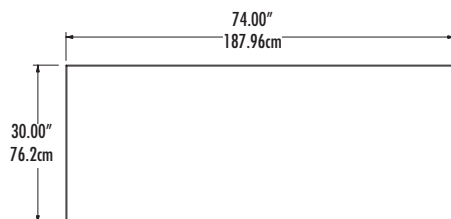
Plan View SPM-36



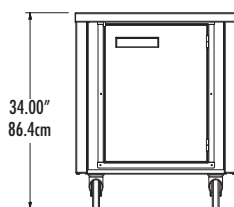
Plan View SPM-50



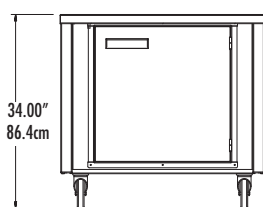
Plan View SPM-60



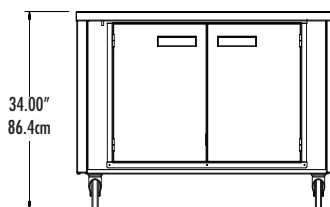
Plan View SPM-74



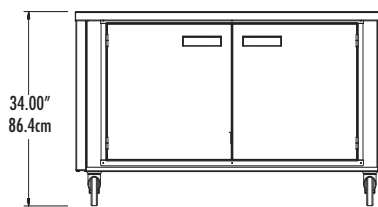
Elevation View SPM-28



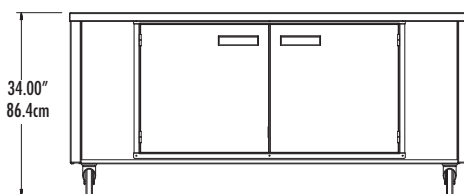
Elevation View SPM-36



Elevation View SPM-50

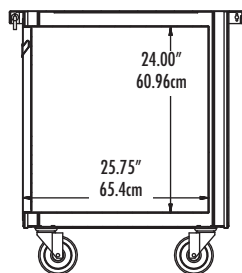


Elevation View SPM-60



Elevation View SPM-74

*If ordering optional basket or lid storage module.



Right End View
All Models

MECHANICAL DATA:

MODEL NUMBER	TYPE	L	D	H	NUMBER OF DOORS	BASKET CAPACITY (BASE OF UNIT)*	LID STORAGE CAPACITY (BASE OF UNIT)*	SHIP WEIGHT
SPM-28	UTILITY MODULE	28	30	34	1	8 (13.25X20.5X2.5) 4 (13.25X20.5X4.75)	NA	165
SPM-36	UTILITY MODULE	36	30	34	1	8 (13.25X20.5X2.5) 4 (13.25X20.5X4.75)	NA	185
SPM-50	UTILITY MODULE	50	30	34	2	16 (13.25X20.5X2.5) 8 (13.25X20.5X4.75)	14	205
SPM-60	UTILITY MODULE	60	30	34	2	24 (13.25X20.5X2.5) 12 (13.25X20.5X4.75)	14	250
SPM-74	UTILITY MODULE	74	30	34	2	24 (13.25X20.5X2.5) 12 (13.25X20.5X4.75)	14	270