

SE-CS/SES-CS

Mobile Cashier's Counters

Short Form Specifications

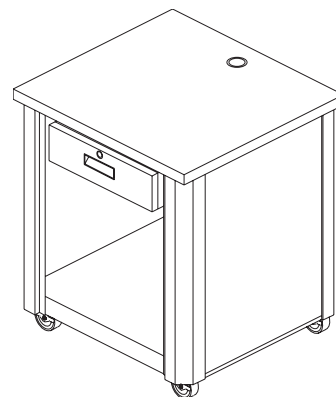
Exterior Body: Open frame construction with 16-gauge stainless steel corners: 16-gauge stainless steel full bottom shelf and stainless steel C channel front and sides for optional accent panels.

Exterior Top: Constructed of 16-gauge stainless steel, welded, ground and polished into one integral unit. Top is fabricated with square exterior corners and a 2" diameter ferruled hole supplied in top rear for electrical cords.

Casters: Units are mounted on 5" (12.7cm) diameter swivel casters with non-marking polyolefin tires and plate brakes. Overall height of caster assembly is 6" (15.2cm).

Optional Accessories and Modifications

SE-A	10" stainless steel fold-down tray slide
SE-D	8" polyethylene fold-down cutting board
SE-E	8" stainless steel fold-down work shelf
SE-F	Interlock device
SE-Q	115/15A outlet
SE-U	14"x29" stainless steel end drop shelf
SE-V	Adjustable stainless steel leg
SE-SL	Sliding door
SE-FE	Ferruled hole - 1" diameter
SE-SW8	Eight silverware cutouts with plastic cylinders

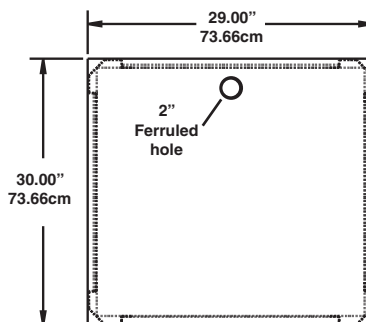


SES-CS

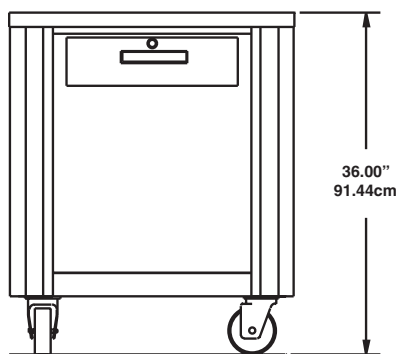


SE-CS/SES-CS

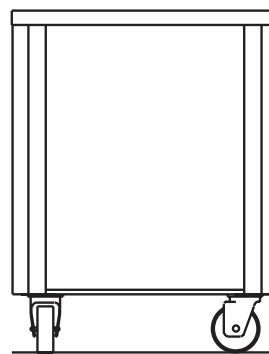
Mobile Cashier Counters



PLAN VIEW



ELEVATION VIEW



END VIEW

Mechanical Data - Standard Unit

MODEL NUMBER	Description	L	D	H	SHIP WT	FRT. CLASS
Cashier Stand						
SE-CS	Cashier Stand	30"	29"	36"	170	100
SES-CS	Cashier Stand	30"	29"	30"	170	100



The Delfield Company, 980 S. Isabella Road, Mt. Pleasant, MI 48858, U.S.A. • (800) 733-8821 • Fax (800) 669-0619 • www.delfield.com

Delfield reserves the right to make changes in design or specifications without prior notice. ©2004 The Delfield Company. All rights reserved. Printed in the U.S.A.

DSCS 02/04