

## SE/SES

### Mobile Corner Units

#### Short Form Specifications

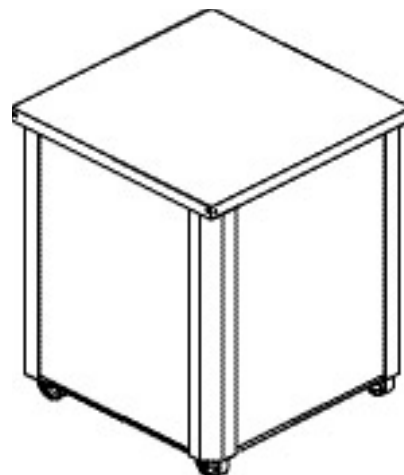
**Exterior Body:** Open frame construction with 16-gauge stainless steel corners: 16-gauge stainless steel full bottom shelf and stainless steel C channel front and sides for optional accent panels.

**Exterior Top:** Constructed of 16-gauge stainless steel, welded, ground and polished into one integral unit. Top is fabricated with square exterior corners.

**Casters:** Units are mounted on 5" (12.7cm) diameter swivel casters with non-marking polyolefin tires and plate brakes. Overall height of caster assembly is 6" (15.2cm).

#### Optional Accessories and Modifications

<b>SE-A</b>	10" stainless steel fold-down tray slide
<b>SE-D</b>	8" polyethylene fold-down cutting board
<b>SE-E</b>	8" stainless steel fold-down work shelf
<b>SE-F</b>	Interlock device
<b>SE-FE</b>	Ferruled hole 1" diameter
<b>SE-Q</b>	115/15A outlet
<b>SE-U</b>	14"x29" stainless steel end drop shelf
<b>SE-V</b>	Adjustable stainless steel leg
<b>SE-SL</b>	Sliding doors

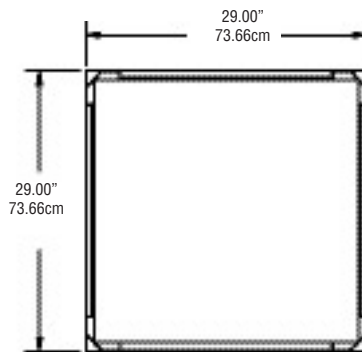


SE-29

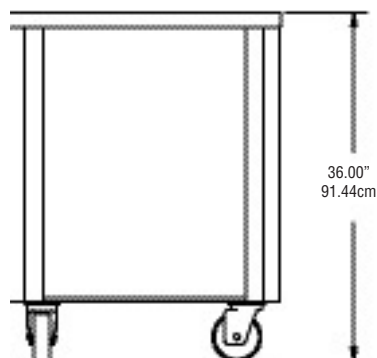


# SE/SES

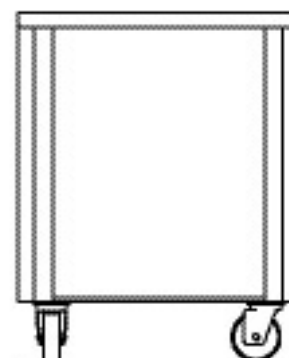
## Mobile Corner Units



**PLAN VIEW**



**END VIEW**



**END VIEW**

### Mechanical Data - Standard Unit

MODEL NUMBER	Description	L	D	H	SHIP WT	FRT. CLASS
<b>Mobile Corner Units</b>						
<b>SE-29</b>	Corner Units	29"	29"	36"	110	100
<b>SE-39</b>	Corner Units	39"	29"	36"	160	100

Add S for 30" high models (Example SES-29)



The Delfield Company, 980 S. Isabella Road, Mt. Pleasant, MI 48858, U.S.A. • (800) 733-8821 • Fax (800) 669-0619 • [www.delfield.com](http://www.delfield.com)

Delfield reserves the right to make changes in design or specifications without prior notice. ©2004 The Delfield Company. All rights reserved. Printed in the U.S.A.

DSSE 02/04