

KML-250/351M_H

LOW PROFILE MODULAR CRESCENT CUBER

Item # _____

Project: _____

Qty: _____

*AutoCad available on KCL

KML-250/351M_H

7/10

Item # 13224

CUBER DIMENSIONS

W x D x H

KML-250/351M_H
30 x 27^{3/8} x 22



B-250



B-500



DB-200

Also available on
Bins:

B-700PF/SF
B-800PF/SF
B-900PF/SF

Large Bins:

B-1150SS
B-1300SS
B-1500SS
B-1650SS

KML-250MAH

Air-Cooled

Shown on an optional
B-500

KML-250MWH

Water-Cooled

KML-351MAH

Air-Cooled

KML-351MWH

Water-Cooled






KML-250M_H

- Up to 314 lbs. of ice production per 24 hours

KML-351M_H

- Up to 350 lbs. of ice production per 24 hours

KML-250M_H & KML-351M_H

- Durable stainless steel exterior
- Individual crescent cube
- Protected by *HoshiGuard* Antimicrobial Agent 
- CycleSaver® Design 
- EverCheck® alert system 
- Stainless steel evaporator
- Removable air filters (Air-cooled models only)
- Lower height for restricted areas (stairwells, low ceilings)
- R-404A Refrigerant
- Complies with California Energy Commission guidelines (CEC)

* The KML-351MAH is ENERGY STAR qualified.

Warranty

Valid in United States, Canada, Puerto Rico, & U.S. Territories. Contact factory for warranty in other countries.

Three Year - Parts & Labor on entire machine.

Five Year - Parts & Labor on: Evaporator.

Five Year - Parts on: Compressor, air-cooled condenser coil.



ISO9001-5016008

© HOSHIZAKI AMERICA, INC.

618 Hwy. 74 S., Peachtree City, GA 30269

TEL 1-800-438-6087

FAX 1-800-345-1325

www.hoshizaki.com



KML-250/351M_H LOW PROFILE MODULAR CRESCENT CUBER

DIMENSIONS
W x D x H
KML-250/351M_H
30 x 27^{3/8} x 22

- Air-cooled
- Water-cooled

AIR-COOLED - KML-250/KML-351

Water Temp° F.	50°	70°	90°
Air Temp° F.			
70°	307 / 333	287 / 318	267 / 288
80°	292 / 322	260 / 298	245 / 262
90°	287 / 318	238 / 282	220 / 248

WATER-COOLED - KML-250/KML-351

Water Temp° F.	50°	70°	90°
Air Temp° F.			
70°	314 / 345	306 / 340	290 / 318
80°	308 / 341	296 / 333	277 / 303
90°	306 / 340	284 / 327	269 / 300

UTILITY CONSUMPTION

Model Number	Ice Production Per Cycle		KWH per 100 LBS. 90/70	Potable Water Gal. per 100 lbs.	Condenser Water Gal. per 100 lbs.
	Lbs.	Cubes			
KML-250MAH	6.6	360	8.2	35.2	N/A
KML-250MWH	6.6	360	6.2	43.7	123
KML-351MAH	7.3	360	6.4	20.3	N/A
KML-351MWH	7.1	360	5.3	20.4	131

SPECIFICATIONS

Model Number	Condenser	Amperage	Min. Circuit Ampacity	Shipping Weight
KML-250MAH	Air-Cooled	8.2	20	185 lbs.
KML-250MWH	Water-Cooled	7.5	20	185 lbs.
KML-351MAH	Air-Cooled	13.2	20	185 lbs.
KML-351MWH	Water-Cooled	7.5	20	185 lbs.

STORAGE BINS

Model Number	Application Capacity	ARI-Rated Capacity
B-250	250 lbs.	230 lbs.
B-500	500 lbs.	360 lbs.
B-700	700 lbs.	550 lbs.
B-800	800 lbs.	600 lbs.
B-900	900 lbs.	660 lbs.
B-1150	1150 lbs.	N/A
B-1300	1275 lbs.	N/A
B-1500	1490 lbs.	N/A
B-1650	1605 lbs.	N/A

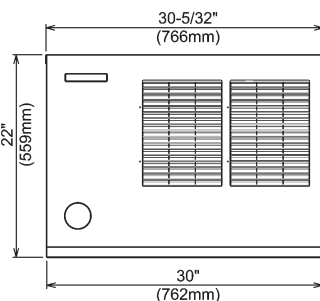
ELECTRICAL & PLUMBING/KML-250/351M_H

- 115/60/1
- 20 amp Max Fuse/HACR Breaker Size
- 1/2" OD copper or equivalent independent potable water supply
- 3/4" FPT independent drain connection

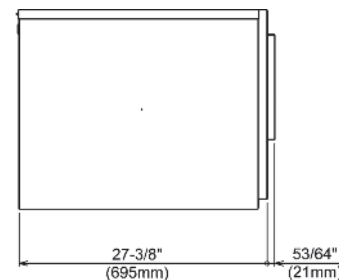


© HOSHIZAKI AMERICA, INC.

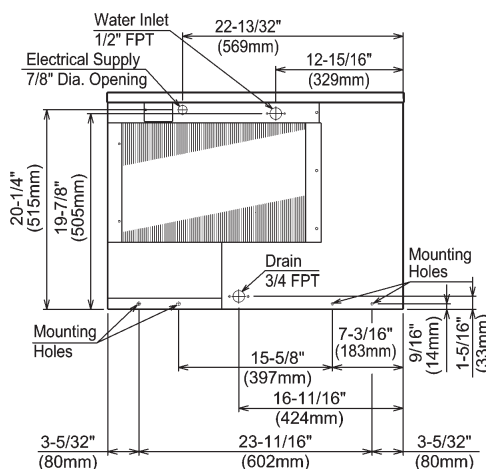
618 Hwy. 74 S., Peachtree City, GA 30269



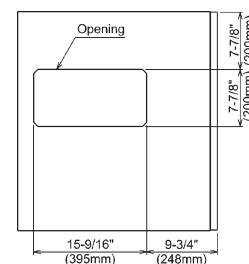
FRONT VIEW



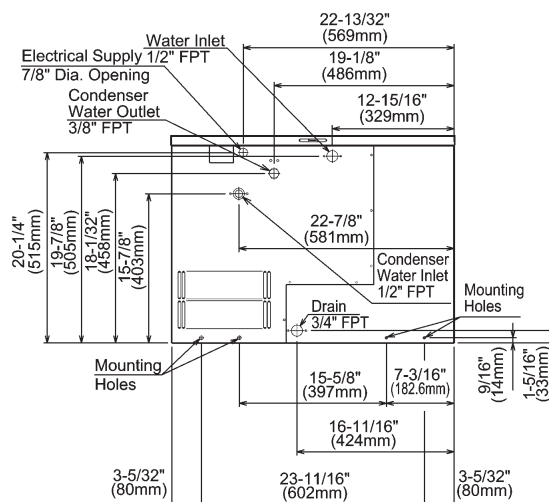
SIDE VIEW



AIR-COOLED UNIT



ICE DROP ZONE



WATER-COOLED UNIT

OPERATING LIMITS

• Ambient Temp Range	45 - 100°F
• Water Temp Range	45 - 90°F
• Water Pressure	10 - 113psig
• Voltage Range	104 - 127V

SERVICE

- Panels easily removed and all components accessible for service.
- Removable/cleanable air filters. (Air-cooled models only)



TEL 1-800-438-6087

FAX 1-800-345-1325

www.hoshizaki.com

Printed in U.S.A.