



DV 270.2

HOT WATER SANITIZING DOOR-TYPE POT AND PAN WASHER



Meiko's DV 270.2 combines the power and flexibility of a true pot-and-pan washer with the easier loading of a door-type, pass-through dishwasher. Upper and lower oscillating wash arms and two powerful 3 hp wash pumps guarantee outstanding ware coverage as well as enhanced performance. And with the ability to hold 22 standard 18x26" sheet pans every cycle, the DV 270.2 has the capacity to meet the most demanding needs.

The DV 270.2 offers three variable programmed time cycles for various soil loads. Meiko's exclusive "Mike 2" programmable controller simplifies operation and service diagnostics. Other unique features include our "Active Plus" wash tank soil removal system, "Soft Start" fine china and glassware protection system, "Aqua-

Stop" water leakage protection system, and the "Auto Safe" temperature control system. Together with the unit's **internal booster heater** and **power rinse pump**, "Auto Safe" provides constant, *guaranteed* temperature and pressure for the wash and final rinse cycles.

As with all products synonymous with the name "Meiko," engineering excellence, manufacturing quality and performance come to the forefront in the DV 270.2.

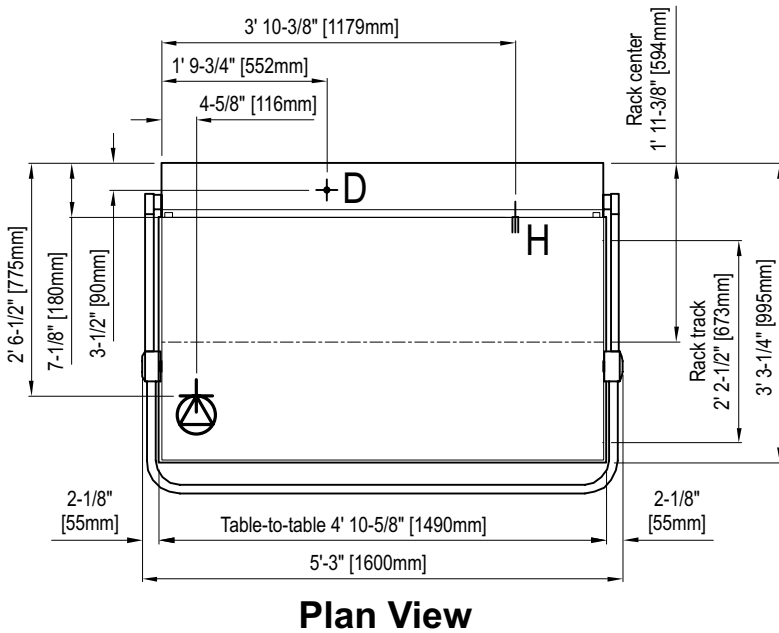
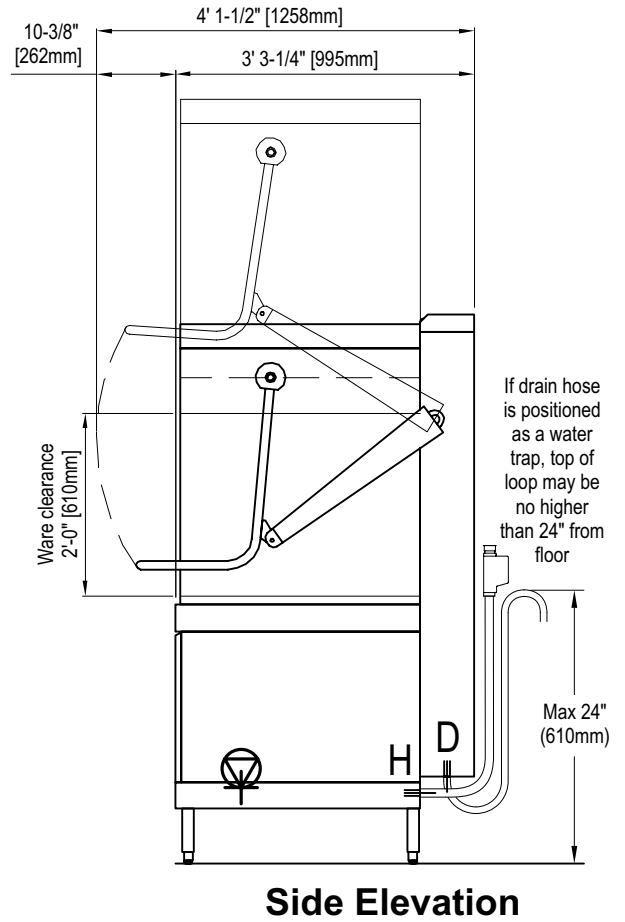
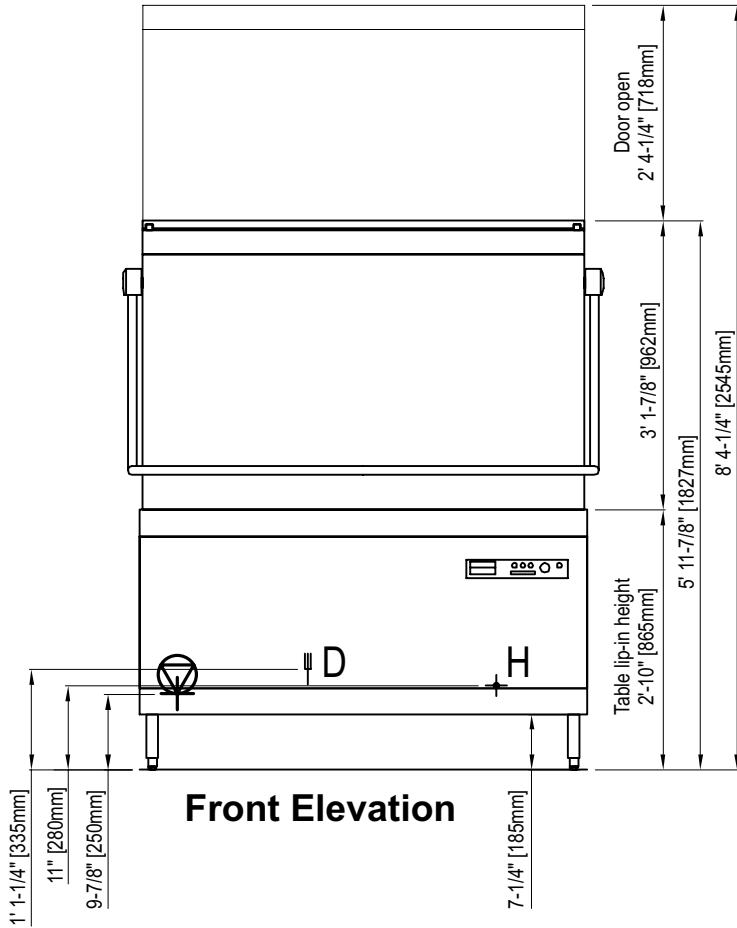
Special Features:

- **Mike 2 Programmable Controller** - advanced micro-computer technology for service diagnostics and end-user dishmachine settings
- **Active Plus** - Double filtration of wash water removes food soil, improving washing efficiency and saving detergent while easing cleaning chores
- **Auto Safe** - Guarantees minimum required wash and rinse temperatures regardless of incoming water temperature
- **Soft Start Wash Pump** - Protects dishes and glasses from chipping or breaking
- **Aqua-Stop** - Automatically turns off incoming water supply should leakage occur
- **Built-in Booster Heater with Power Rinse Pump** - Guarantees constant pressure and temperature during final rinse
- **Door-type, pass-through operation** with wheeled basket for easier loading and unloading
- **Oscillating wash arms** for complete ware coverage
- **Double-wall construction** keeps heat inside the machine, reducing energy consumption and heat loss into the dishroom environment

Standard Features:

- High capacity. Includes wheeled, stainless steel ware basket (50-1/2"W x 26"D x 24"H). One stainless steel sheet pan rack is also provided (holds 11 pans). One additional rack can be added for a capacity of 22 pans per cycle.
- Variable programmed time cycles - 4, 6 and 8 minutes
- Maximum rack capacity of 15 cycles per hour
- Utilizes only 2.55 gallons of rinse water per rack
- Fully automatic - automatic fill, automatic start, and automatic reset
- Pumped drain for both floor and wall drain applications
- Self cleaning cycle - automatic cleaning of the wash chamber following machine shutdown
- Stainless steel non-clogging wash and rinse arms
- Sloping wash tank directs food soil into large, easily-removed pan strainer
- Front mounted controls with digital cycle and temperature displays
- Two 3 hp wash pumps
- All 304 and 316L stainless steel construction for advanced corrosion resistance
- Type A air gap system eliminates need for vacuum breaker

Dimensions



Legend



Electrical terminal block
Strain relief provided at lower rear of machine. Terminal block is located at front of machine and is accessed by removing lower front panel. Adequate slack in the wiring should be provided to allow the machine to be moved for servicing.



Fresh water connection
3/4" male garden hose supply connection is required. Supplied hose extends 4' 7" from machine connection.



Drain connection
Requires indirect connection to 1-1/2" drain pipe (wall or floor). Supplied hose extends 4' 7" from machine connection.

Table Length

The DV 270.2 is designed to be used with tabling on both sides for efficient pass-through loading and unloading. Ensure that the surface of each table extends at least 4' 6" (1372mm) from the machine to provide clearance for the ware basket.

Note that the DV 270.2 cannot be installed in a corner if tabling is used on both sides of the machine.

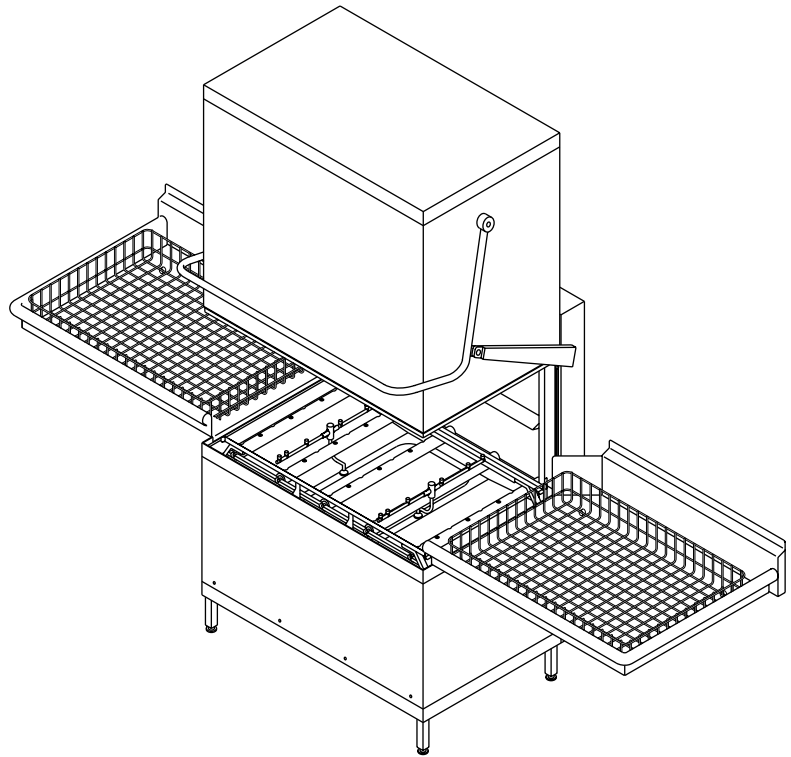
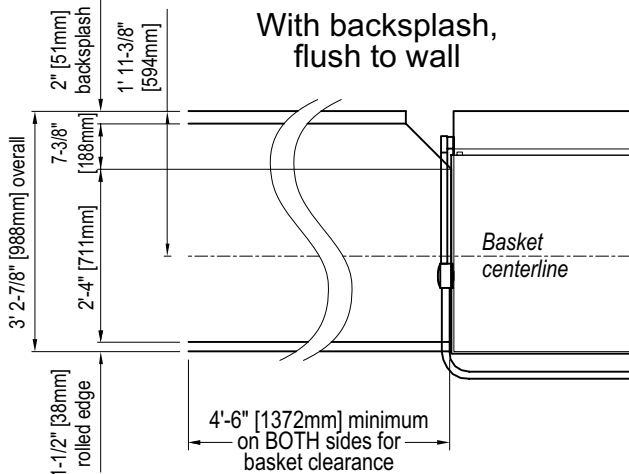
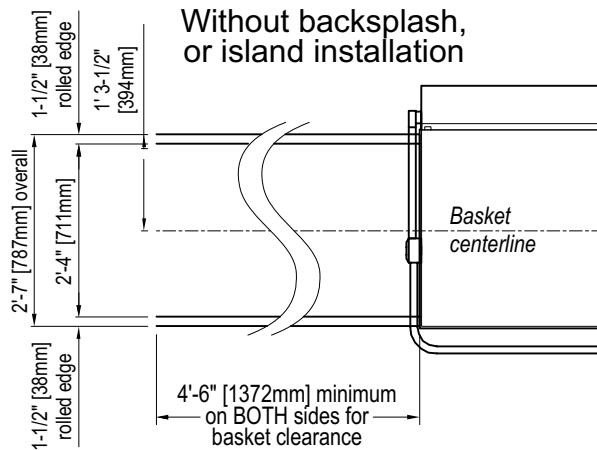
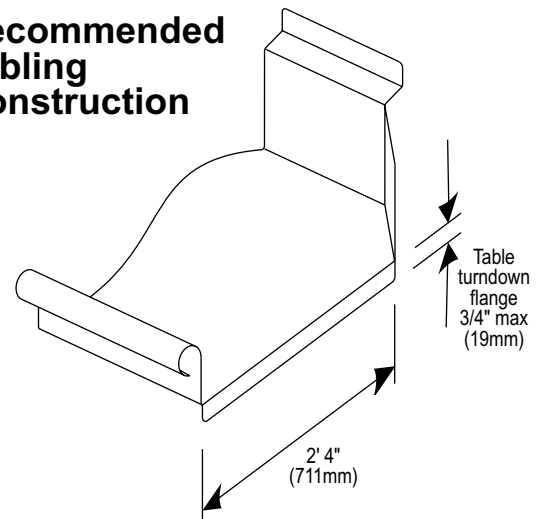


Table Positioning



Recommended Tabling Construction



Technical Specifications:

Optimum Capacity:

Cycles per hour 15

Optimum Cycle Time (seconds):

Wash cycle 204

Dwell/drain time 26

Rinse cycle 10

Total cycle 240

Water requirements:

Gallons per cycle 2.55

Gallons per hour 38.25

Flow pressure 8.7-72.5 psi

Incoming water line 3/4" male garden hose

Drain line 3/4" OD flexible hose

Required Operating Temperatures:

Incoming water (maximum) 140°F

Wash (minimum) 150°F

Rinse (minimum) 180°F

Tank Capacities:

Wash tank 26.42 gallons

Booster heater 4.76 gallons

Electrical Requirements:

Wash tank heat 12 kW

Booster heater 18 kW

Wash pump 2 x 3 HP

Approximate Total Load:

- 208-230/60/3 .. 86.8 A @ 208V, 94.0A @ 230V

- 460/60/3 46.6A @ 460V

Dimensions:

Overall 71-7/8"H x 58-5/8"W x 39-1/4"D

Wall clearance 0" min.

Ware clearances

(inside basket): 50-1/2" x 26" x 24"H

Machine/Shipping Details:

Machine Weight 1015 lbs.

Shipping Weight 1134 lbs.

Shipping dimensions 79"H x 72"W x 54"D

Wall clearance 0" min.

Specification

DV 270.2 Item Number _____

Unit will be a Meiko DV 270.2 hot water sanitizing, pass-through, door-type pot and pan washer.

Unit will be : _____ 208-230 V / 60Hz / 3 Ph

_____ 460 V / 60 Hz / 3 Ph

Unit will have front mounted microcomputer controls, a 240 second total time cycle, and utilize 2.55 gallons fresh rinse water per cycle. Unit will utilize a fresh water pumped rinse for constant pressure and temperature every cycle. Unit will have oscillating wash arms to ensure complete coverage of ware as well as enhance performance. Unit will have integral wash tank soil removal system to maintain clean wash water and have built-in temperature safeguards to guarantee washing and rinsing at minimum required temperatures regardless of incoming water temperatures. Wash pumps will be equipped with a smooth start feature to eliminate chipped and broken dishware. Unit will also incorporate features to stop operation and shut off water flow to the machine should leakage occur. Unit will have variable time cycles for heavier than normal soil loads.

"Auto Safe" Feature

The DV 270.2 guarantees that the minimum NSF temperature requirements of 150°F during the wash and 180°F during the final rinse are achieved regardless of the incoming water temperature, even if the dishmachine is installed to a cold water line. Exact rack capacity is dependent upon the incoming water temperature and on the electrical supply voltage.

	@230 and 460V			@208V		
Incoming Temp.	140°F	110°F	70°F	140°F	110°F	70°F
Cycles per Hour	15					

Note: All specifications are subject to change without notice based on Meiko's dedicated product improvement program.

