

DROP-IN SERVING EQUIPMENT

FROST TOP Refrigerated, Self-Contained or Remote

These units have not been performance tested for use with potentially hazardous foods.



WF-3 SHOWN

Item No. _____

Quantity _____

☐ WF/WFX-2

☐ WF/WFX-3

☐ WF/WFX-4

☐ WF/WFX-5

☐ WF/WFX-6

**R134 REFRIGERANT
IS PROVIDED**

**NOTE: NSF-C & UL
(FOR WF ONLY)**



DESCRIPTION:

The WF series frost top provides the most attractive way of displaying your pre-plated cold foods. The unit frosts over quickly, providing a bed of snow the perfect setting for salads and deserts. The drop-in pan can be installed in virtually any counter and can be provided as fully self-contained - just plug it in and turn it on - or remote, were there's a need to locate the compressor at a different location.

The pan is fully insulated for maximum efficiency and energy savings, and is provided with a factory applied gasket so that it can be installed in the finest wood fixtures without marring the counter top. The frost top is constructed of stainless steel and stands 1" above the counter top for an eye-catching display. When turned off, the condensate melts into the full perimeter gutter, sloped to a 1/2" drain.

FEATURES:

- "Quick", frost top, stands 1" above counter for attractive display - ideal for pre-plated cold food
- Fully insulated for maximum efficiency and energy savings
- Factory applied gasket - makes installation a snap and seals units to the counter top, thus eliminating seepage
- NSF certified - WF series is UL recognized



a subsidiary of Mercury Aircraft
1135 NW 159 Dr., Miami, Florida 33169
Tel: (305) 625-2451 or (800) 762-7565 • Fax: (305) 623-0475

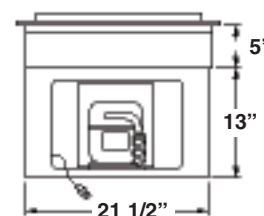
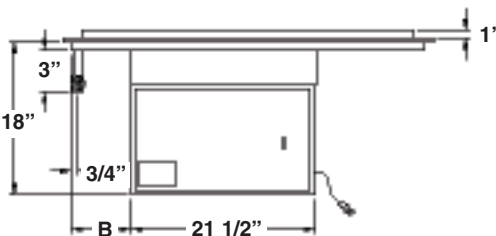
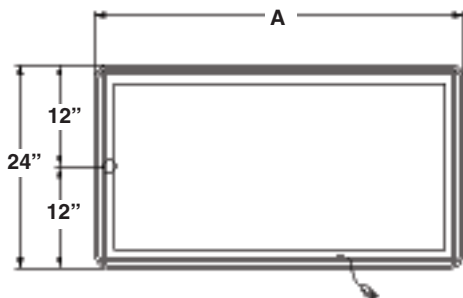
FROST TOP

Refrigerated, Self-Contained or Remote

	MODEL	"A"	FROST TOP SIZE	ELECTRICAL CHARACTERISTICS	CUT-OUT REQUIRED	SHIP WT. (lbs.)
<input type="checkbox"/>	WF-2	29-3/4	19-1/2" X 25-1/4"	3.9 amps. - 120V 1/5 HP	22-1/4" X 28"	120
<input type="checkbox"/>	WF-3	43-1/2	19-1/2" X 39"	6.8 amps. - 120V 1/4 HP	22-1/4" X 41-3/4"	170
<input type="checkbox"/>	WF-4	57-1/4	19-1/2" X 52-3/4"	9.8 amps. - 120V 1/3 HP	22-1/4" X 55-1/2"	200
<input type="checkbox"/>	WF-5	71	19-1/2" X 66-1/2"	9.8 amps. - 120V 1/3 HP	22-1/4" X 69-1/4"	225
<input type="checkbox"/>	WF-6	84-3/4	19-1/2" X 80-1/4"	10.7 amps. - 120V 1/2 HP	22-1/4" X 83"	290

** Remote refrigeration does not include compressor. Drier, and cap. tube are included.

	REMOTE* REFRIGERATION MODEL	RMX LESS COMP.
<input type="checkbox"/>	WFX-2	85
<input type="checkbox"/>	WFX-3	120
<input type="checkbox"/>	WFX-4	150
<input type="checkbox"/>	WFX-5	170
<input type="checkbox"/>	WFX-6	215



	B
WF-2	6"
WF-3	7"
WF-4	7"
WF-5	7"
WF-6	7"

SPECIFICATIONS:

TOP: Constructed of 14 gauge, type 304 stainless steel, die stamped with a raised perimeter bead. There shall be a solid vinyl gasket under the beaded edge to form a seal to the counter top, thus preventing seepage or marring of the counter top.

FROST TOP: Constructed of 14 gauge, type 304 stainless steel, one piece construction, all welded, ground and polished to a uniform finish. The top is formed to stand 1" above the counter top and is provided with a 1/2" full perimeter gutter to collect melted condensate; a 1" I.P.S. drain is provided. The frost top has copper tubing firmly soldered to the exterior bottom.

INSULATION: The pan is fully insulated with high density fiberglass and polystyrene, 1-1/2" thick, and enclosed with an 18 gauge galvanized steel outer lines. The entire unit is removable without the use of tools.

REFRIGERATION SYSTEM: (WCM series only) The compressor housing shall be fabricated from 14 gauge galvanized and bolted to the base of the unit. A fully self-contained condensing unit is provided with a hermetically sealed compressor and a thermostat control. The system is fully charged with

CFC free refrigerant, cap tube, filter drier & on/off switch provided and ready to operate.

NOTE: Proper ventilation must be provided in counter.

ELECTRICAL: (WF series only) The unit will be wired for 15 amps., 120 volt, single phase operation with an on/off thermostat switch and pilot light. A 6' long, 3-wire cord and plug (NEMA 5-15P) will be provided.

Specifications subject to change without notice.

ACCESSORIES:

- ☐ 5-year extended compressor warranty
- ☐ * Option for frost top to be level with counter top
- ☐ Remote compressor (hook-up in field by others)
 - ☐ 1/5 HP for WFX-2
 - ☐ 1/4 HP for WFX-3
 - ☐ 1/3 HP for WFX-4 & 5
 - ☐ 1/2 HP for WFX-6
- ☐ Condensate evaporator
- ☐ Remote switch

Note: Units with these accessories * are not currently UL listed



a subsidiary of Mercury Aircraft
1135 NW 159 Dr., Miami, Florida 33169
Tel: (305) 625-2451 or (800) 762-7565 • Fax: (305) 623-0475