



15 lbs. 7kg. to 20 lbs. 9kg Capacity

POTATO and VEGETABLE

# PEELER

MODEL

## S-15 & S-15T



### BLAKESLEE

#### TABLE MODEL

A "T" IN MODEL NO. INDICATES "TIMER" INCLUDED WITH MODEL S-15T

#### CAPACITY

15 lbs. 7 kg to 20 lbs. 9 kg, 1 to 3 minutes. One peeling cycle will serve 45 to 50 persons when potatoes are mashed in a Blakeslee Food Mixer.

#### CONSTRUCTION

Entire machine is constructed of stainless steel. Discharge chute and hinged door are of rust-free, easy to clean aluminum. Removable cover is light weight, easy to clean, molded polystyrene. Motor and drive unit are "sealed off" against moisture to assure trouble-free performance.

#### DISCHARGE CHUTE

Discharge chute is rust-free, easy to clean aluminum. The hinged aluminum door is not furnished with a gasket so fingertip ease is all that is required to open and close door. A trough is furnished in the discharge chute to catch seepage returning it to the machine. The combination of the trough and the door without a gasket eliminates any future problem of a gasket wearing out and water seeping past the door. Door is light-weight and is self-closing when released from the open position.

#### MOTOR

1/3 H.P., grease-packed, ball bearing, ventilated motor. Available for operation on 115 volt, 60 cycle, 1 phase. Cord and plug furnished.

#### TIMER

Splash proof timer furnished (in single phase only). Timer adjustment from 0 to 5 minutes and has a "hold" position for continuous machine operation.

#### DRIVE

Dual V-belt drive provides proper speed reduction between the motor and the abrasive peeling disc for proper and efficient peeling action. V-belts furnished are of standard size so if replacement is necessary, these are readily available at local hardware stores or gas stations. Belt adjustment or replacement can be accomplished without dismantling the machine. Stainless steel drive shaft is mounted on sealed, splash proof, self-lubricating ball bearings. Design of the machine, coupled with seal system, insures water tight drive area.

#### ABRASIVE DISC

A heavy duty, rust-free cast aluminum abrasive peeling disc is furnished. Abrasive carborundum is permanently cast into the disc. Aluminum provides proper strength for long life, yet is light in weight for ease in removal.

#### APPROX. SHIPPING WEIGHTS

Domestic crated	110 lbs. 50 kg	Export cube	11.3 ft.	0.32m <sup>3</sup>
Export crated	136 lbs. 61 kg	(L25", W28", H28")		
Export boxed	150 lbs. 68 kg	635 mm 710 mm 710 mm		



LEAVE THE WHITTLING TO OLD SEA DOGS

A knife is suited for carving ship models and novelties but has no place in peeling potatoes and vegetables . . . hand peeling is slow and costly. Speed up your menu production and save costly man hours in the kitchen with a Blakeslee "No-Gear" peeler. They are the ultimate in streamlined functional design and engineering achievement.

# Blakeslee Potato and Vegetable Peelers

MODEL

## S-15 & S-15T


Compare Blakeslee feature for feature with any other make of peeler...



### EASY-TO-CLEAN, CAST ALUMINUM DISCHARGE CHUTE

Hinged door operates with fingertip ease. Door requires no gaskets — eliminating gasket wearout with resulting water seepage past the door. Trough furnished in discharge chute to catch seepage, returning it to machine. Door is self-closing when released from open position.

Reinforced rim of peeling chamber and water spigot are precision-built to withstand hardest service without impairment. Another example of extra-value Blakeslee design and engineering.

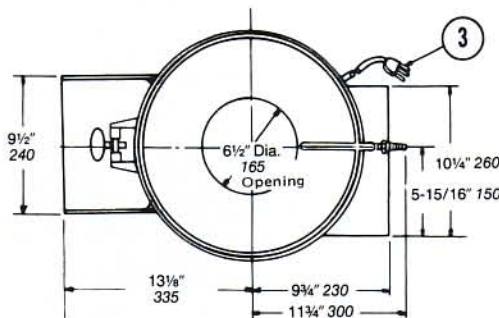


### SPLASHPROOF TIMER HAS ADJUSTMENT

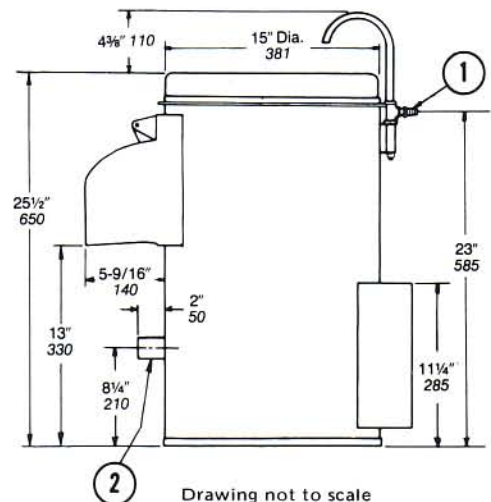
From 0 to 5 minutes and has a "hold" position for continuous machine operation. (Can be furnished in place of switch in 60-cycle, single phase motor only at slight additional charge.)

**MODEL S-15T** furnished with a timer with a 0 to 5 minute adjustment and a "hold" position for continuous operation.

**MODEL S-15** supplied with a "on and off" switch in lieu of timer.



No.	Connection	Fitting	Function
1	Cold Water	½" 13 mm Hose Fitting	Peel Flushing Spray
2	Waste-Sewer	1½" 38 mm Drain Tubing	Cylinder Drain
3	Electrical	1/3 H.P. Motor	Cord & Plug



Drawing not to scale



### BLAKESLEE

1844 South Laramie Avenue  
Chicago, IL 60650  
Phone: (708) 656-0660  
FAX: (708) 656-0017

### BLAKESLEE

66 Crockford Boulevard  
Scarborough, Ontario, Canada M1R 3C3  
Phone: (416) 751-2625  
FAX: (416) 751-8539

Printed in U.S.A.  
9-95-5M TR