



30 lbs. 14kg to 33 lbs. 15kg Capacity

POTATO and VEGETABLE

PEELER

MODEL

XC-30 & XC-30T

BLAKESLEE



DISCHARGE CAN BE DIRECTLY INTO A SINK.

A "T" IN MODEL NO. INDICATES "TIMER" INCLUDED WITH MODEL XC-30T.

CAPACITY

30 lbs. 14 kg to 33 lb. 15 kg, 1 to 3 minutes. One peeling cycle will serve 90 to 100 persons when potatoes are mashed in a Blakeslee Food Mixer.

CONSTRUCTION

Entire machine is constructed of stainless steel. Discharge chute and hinged door are of rust-free, easy to clean aluminum. Removable cover is light weight, easy to clean, molded polystyrene. Motor and drive unit are "sealed off" against moisture to assure trouble-free performance. Entire peeling chamber can be adjusted to any position to insure both the peel trap strainer basket and discharge chute are in the proper position for ease of operation. This can be done without use of any tools by easily lifting and turning the peeling chamber.

DISCHARGE CHUTE

Discharge chute is rust-free, easy to clean aluminum. The hinged aluminum door is not furnished with a gasket so fingertip ease is all that is required to open and close door. A trough is furnished in the discharge chute to catch seepage returning it to the machine. The combination of trough and the door without a gasket eliminates any future problem of a gasket wearing out and water seeping past the door. Door is light-weight and is self-closing when released from the open position. Discharge chute is 37" 940 mm to 39½" 1050 mm from the floor based on adjustment of feet (discharge can be directly into sink).

MOTOR

3/4 H.P., grease-packed, ball bearing, ventilated motor. Available for operation on 115/230 volt, 60 cycle, 1 phase or 208/220 volt, 60 cycle, 3 phase.

SWITCH

Flush mounted toggle switch is located at side of machine. If desired, for convenience sake, this switch can be easily moved to the opposite side of the machine without any special tools for modification of machine enclosure.

TIMER

Splash proof timer furnished (in single phase only) at a slight additional charge. Timer adjustment from 0 to 5 minutes and has a "hold" position for continuous machine operation.

DRIVE

Dual V-belt drive provides proper speed reduction between the motor and the abrasive peeling disc for proper and efficient peeling action. V-belts furnished are of standard size so if replacement is necessary, these are readily available at local hardware stores or gas stations. Belt adjustment or replacement can be accomplished without dismantling the machine. Stainless steel drive shaft is mounted on sealed, splash proof, self-lubricating ball bearings. Design of the machine, coupled with seal system, insures water tight drive area.

ABRASIVE DISC


A heavy duty, rust-free cast aluminum abrasive peeling disc is furnished. Abrasive carborundum is permanently cast into the disc. Aluminum provides proper strength for long life, yet is light in weight for ease in removal.

PEEL TRAP

A deluxe stainless steel peel trap strainer basket is included as standard equipment. Stainless steel insures resistance to rust and eliminates possibility of necessary replacement in the future; also provides necessary strength to resist daily abuse through cleaning.

APPROX. SHIPPING WEIGHTS

| | | | |
|-----------------|-----------------|-----------------------|----------------------------|
| Domestic crated | 190 lbs. 86 kg | Export cube | 33.4 ft. .95m ³ |
| Export crated | 224 lbs. 102 kg | (L32", W29", H62") | |
| Export boxed | 238 lbs. 108 kg | 813 mm 736 mm 1575 mm | |



Blakeslee "No-Gear" peelers remove only the thin outer skin of the vegetable and saves all of the food value and flavor. Hand peeling wastes 20% of the vegetable... adds to your produce bills and labor costs.

Blakeslee Potato and Vegetable Peelers

MODEL XC-30 & XC-30T

Compare Blakeslee feature for feature
with any other make of peeler...



EASY-TO-CLEAN, CAST ALUMINUM DISCHARGE CHUTE

Hinged door operates with fingertip ease. Door requires no gaskets — eliminating gasket wearout with resulting water seepage past the door. Trough furnished in discharge chute to catch seepage, returning it to machine. Door is self-closing when released from open position.

Reinforced rim of peeling chamber and water spigot are precision-built to withstand hardest service without impairment. Another example of extra-value Blakeslee design and engineering.




DELUXE STAINLESS STEEL STRAINER BASKET

Is standard equipment. Easy to clean out. It's extra large, sturdy. Slides in and out of chamber effortlessly.

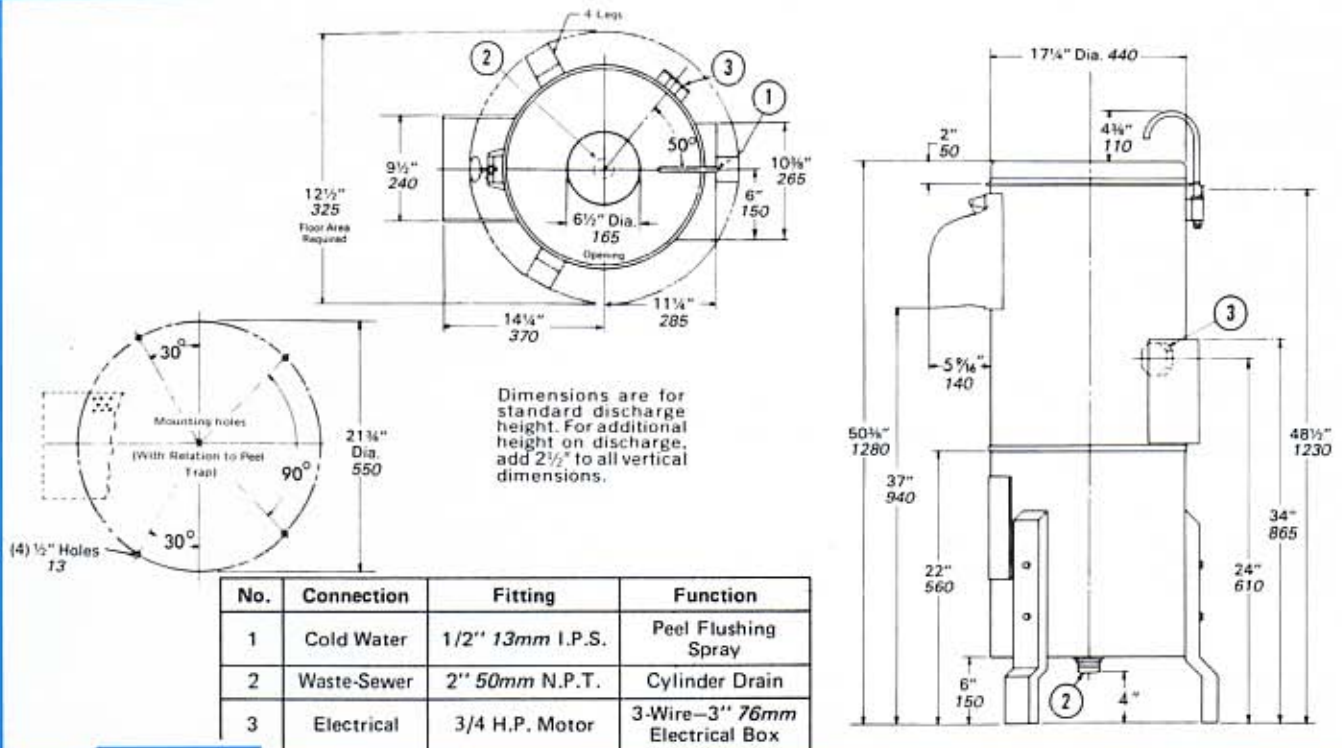
MODEL XC-30T Furnished with a timer with a 0 to 5 minute adjustment and a "hold" position for continuous operation. (Single phase only).

MODEL XC-30 Supplied with an "on and off" switch in lieu of timer. (Single or 3 phase)



SPLASHPROOF TIMER HAS ADJUSTMENT

From 0 to 5 minutes and has a "hold" position for continuous machine operation. (Can be furnished in place of switch in 60-cycle, single phase motor only at slight additional charge.)



BLAKESLEE
1844 South Laramie Avenue
Chicago, IL 60650
Phone: (708) 656-0660
FAX: (708) 656-0017

BLAKESLEE
66 Crockford Boulevard
Scarborough, Ontario, Canada M1R 3C3
Phone: (416) 751-2625
FAX: (416) 751-8539