



**1048 SERIES
PIZZA OVEN
REPLACEMENT PARTS LIST**



EFFECTIVE FEBRUARY 22, 2011

BLODGETT OVEN COMPANY, 44 Lakeside Avenue, Burlington, Vermont 05401 USA

Telephone: (802) 860-3700 (800) 331-5842 Fax: (802) 860-3732

www.blodgett.com

Superseding All Previous Parts Lists.

The Company reserves the right to make substitution in the event that items specified are not available.

ERRORS: Descriptive and/or typographic errors are subject to correction.

www.blodgett.com

1048

IMPORTANT: When ordering parts, please provide the model, gas type and serial number of the oven. The identification plate is located on the left side of the combustion compartment and, also, above the control panel under the ledge.

☑
◆
*

ASAP Distributor Required Stocking Parts
Doors Are Not Returnable
Item Is Too Large For UPS

BURNER & PIPING ASSY. PARTS

Ref. No.	Part No.	Description
8	33294	Steel Tube Burners (Set of 2)
	4013	Air Shutter Only
	3001	Locknut for Air Shutter
	8717	Orifice, Main Burner (Set of 2) (Specify Model & Gas Type)
	34959	Manifold Assy. (w/flex hose)
	4872	Manifold Plug 1/8"
	34957	Flexible Hose w/fittings (for Manifold)
	3807	Union 1/2"
	1949	Nipple 1/2" x 1-3/16"
4	☑ 11529	Thermostat, FDH w/ Knob (300°- 650°)
	10392	Dial/Knob, FDH Thermostat
2	☑ 7854	Gas Valve w/ Handle
	☑ 7855	Handle, Gas Valve
3	☑ 11334	Pilot Burner for FMEA Valve, Natural (for ovens manufactured 3/61 - 1/25/09)
	☑ 11335	Pilot Burner for FMEA Valve, LP (for ovens manufactured 3/61 - 1/25/09)
	52302	Upgrade safety valve kit (see note)
	NOTE: Needed for any oven manufactured between 3/61 and 1/25/09. This upgrade kit is only needed once per oven. Once this kit is purchased, the safety valve from that point on is 52092 and the thermocouple will be 52091, the natural pilot assembly will be 54142, the LP pilot assembly will be 54152 and 54142.	
	52092	TS11 Safety valve for ovens manufactured after 1/25/09
	52091	TS11 Thermocouple for ovens manufactured after 1/25/09
	54142	Pilot Assy, Natural for ovens manufactured after 1/25/09
	54152	Pilot Assy, LP for ovens manufactured after 1/25/09 (Also need 52089)
	8708	Tubing, Pilot Burner
	1979	Nipple 1/2" x 1-1/2"
7	4589	Pressure Regulator, Natural
	10441	Pressure Regulator, LP
	☑ 5386	Orifice, Pilot, Natural (.018)
	☑ 5387	Orifice, Pilot, LP (.010)
	17649	Thru Pipe Assy.

BURNER COMPARTMENT COMPONENTS

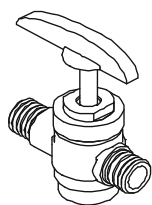
Ref. No.	Part No.	Description
	4644	Deflector Assy. (3 Piece)
9	4643	Deflector, Side Panel (Each)
10	5593	Deflector, Center Panel

NOTE: Two piece deflectors are no longer available.

20726	Pilot Shield, S/S
20723	Air Duct Assy., RH
20724	Air Duct Assy., LH
20663	Manifold Shield Assy.
17649	Thru Pipe
20725	Burner Divider

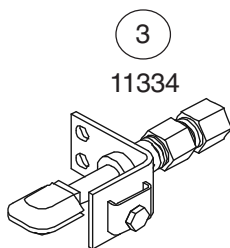
BAKING COMPARTMENT COMPONENTS

Ref. No.	Part No.	Description
*	24664	Ultra Rokite Deck (2 Piece)
	23235	Flue Plate & Slide Assy. RH Adjustable
	23234	Flue Plate & Slide Assy. LH Adjustable
	8353	Steel Shelf (2 Piece)
	3655	Flue Plate, LH
	3656	Flue Plate, RH
5	18113	Baking Door Seal (Crumb Catcher)
	17964	Thermostat Bulb Guard (Before 10/28/09)
	53112	Thermostat Bulb Guard (After 10/28/09)

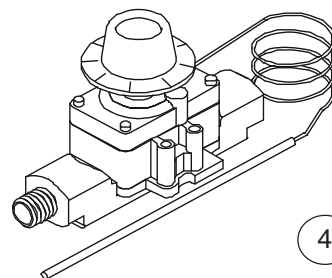


7854

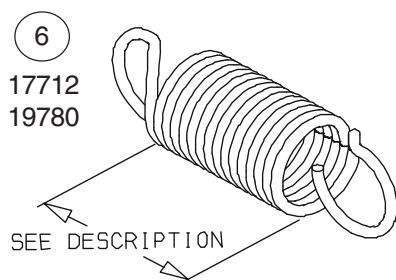
2



3
11334

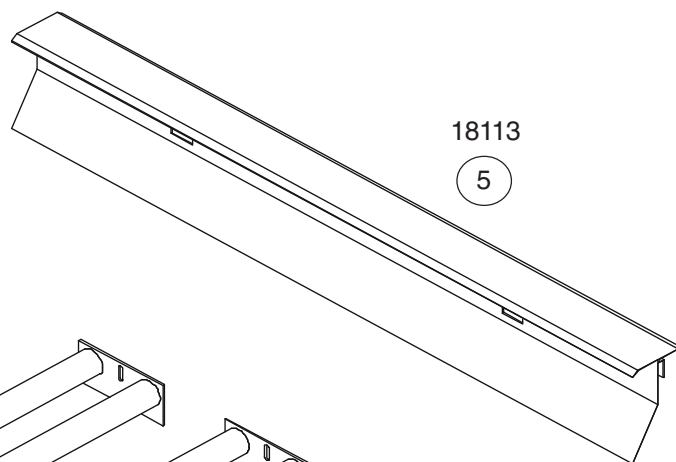


4
11529

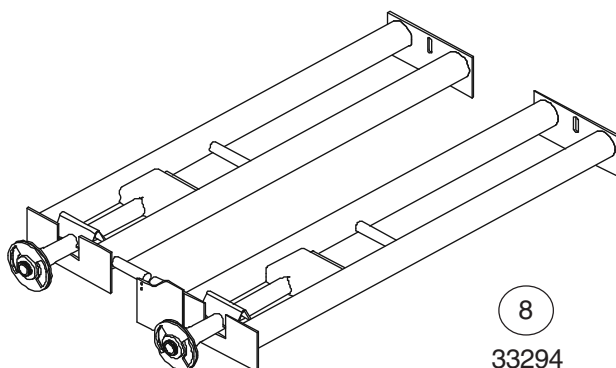


6
17712
19780

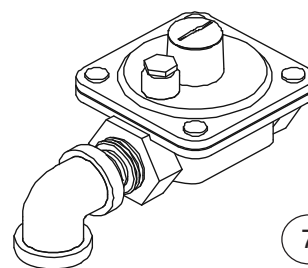
SEE DESCRIPTION



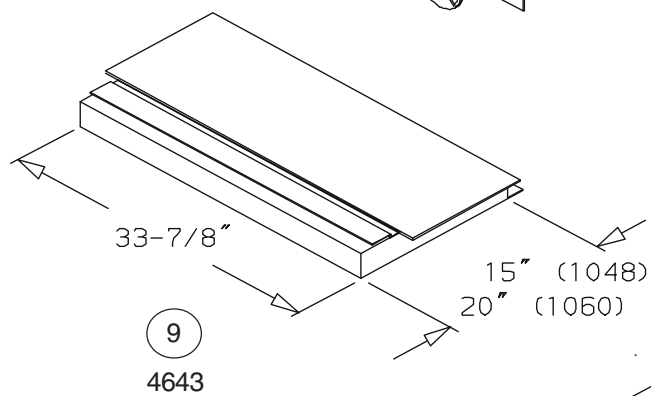
5
18113



8
33294



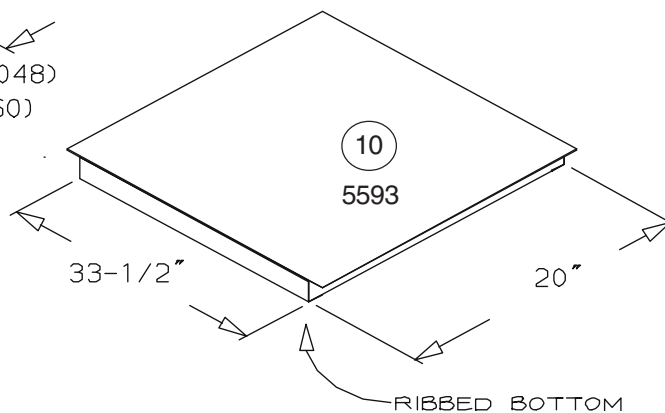
7
4589



9
4643

33-7/8"

15" (1048)
20" (1060)



10
5593

33-1/2"

20"

RIBBED BOTTOM

DOOR COMPONENTS

<u>Ref. No.</u>	<u>Part No.</u>	<u>Description</u>
♦	18658	Burner Door Assy. (Complete w/ Handle, Support Arms & Hinge Pin)
	8336	Handle, Burner Door, 12-5/8"
	8337	Support Arm, Burner Door
	7873	Hinge Pin, Burner Door
*♦	18659	Baking Door Assy. (Complete w/ Handle, Support Arms & Hinge Pin)
	18660	Handle, Baking Door, 29-3/8"
	8342	Support Arm, Baking Door, LH
	8343	Support Arm, Baking Door, RH
	21433	Hinge Pin, Baking Door, RH
	18383	Hinge Assy., Door Link
	3652	Door hinge w/pin, welded, for support arm.
	3817	Pin only on door, for 3652
	3840	Retainer Ring, Baking Door
	5878	Spirol Pin
	11694	Washers, Door (Flat) (Set of 10)
	17715	Washer, Curved Spring
	18661	Holder Assy. w/ Pins, Spring
6	☑ 17712	Spring, Main 8" (Larger)
6	☑ 19780	Spring, Helper 6-1/2" (Smaller)
	17623	Bearing, Cylindrical
	17624	Bearing, Flanged Door
	18092	Seal, Door Opening Top S/S "V Shape"

EXTERIOR COMPONENTS

<u>Ref. No.</u>	<u>Part No.</u>	<u>Description</u>
*	11669	Crown Assy. S/S (Trim at top of oven)
*	18417	Crown Frame Assy. (Dbl Oven) (Front Air Intake) (Before 4/89)
*	8346	Crown Angle Leg Frame S/S (Dbl Oven) (Bottom Air Intake) (After 4/89)
*	3861	Crown Angle Leg Frame, Powder Coated Black (Dbl Oven) (Bottom Air Intake) (After 4/89)
	8349	Flue Connector
	31689	Draft Diverter, Canopy Venting, S/S
	8348	Draft Hood, Direct Venting, S/S (10" Diameter)
	17830	Legs, 12" S/S w/ Bolts (Set of 4)
	18693	Legs, 19" S/S w/ Bolts (Set of 4)
	17831	Legs, 32" S/S w/ Bolts (Set of 4)
	30822	Legs w/ Casters, 7" Black w/ Bolts (Set of 4)
	31588	Legs w/ Casters, 12" Black w/ Bolts (Set of 4)
	30823	Legs w/ Casters, 19" Black w/ Bolts (Set of 4)
	30824	Legs w/ Casters, 27" Black w/ Bolts (Set of 4)
	17566	Bolts, Legs (Set of 12)
	37008	Access Panel, LH
	18112	Control Cover Panel, RH (Before 1/25/09)
	52096	Control Cover (After 1/25/09)
	37007	Side Cover (to access springs)
	18662	Bottom Insulation Holder
	11255	Nameplate, Blodgett 12-3/4"
	20326	Lighting Instruction Plate
	7429	Louvered Box (bottom of oven)
	21826	Gas Connector Kit, 36"
	21242	Gas Connector Kit, 48"

EXCLUSIVE TO EXPORT (CE & NON CE)

<u>Ref. No.</u>	<u>Part No.</u>	<u>Description</u>
9635		Dial/Knob, Thermostat FDH (°C)350° CE & NON CE
11529		Thermostat CE & NON CE
R4435		Gas Valve, Manual CE
R0364		Square "D" Knob (for gas valve) CE
7854		Manual Gas Valve NON CE
7855		Handle, Manual Gas Valve NON CE
11523		Safety Valve NON CE
34067		Safety Lighting Pilot Valve CE
R0364		Knob, Square D (For CE Safety Valve) CE
11334		Pilot Burner Nat NON CE
11335		Pilot Burner LP NON CE
34945		Pilot Burner Kit, Nat CE
34946		Pilot Burner Kit, LP CE
34926		Pilot Burner, Nat CE
34927		Pilot Burner, LP CE
34069		Valve Plate & Bracket Assy CE
34071		Shaft & Cam Assy, Pilot Valve CE
34072		Shaft, Pilot Valve CE
8922		Pilot Tubing CE & NON CE
34076		Thru Pipe Assy CE
34073		Pin, Spring 1/8 x 5/8 CE
34075		Spring Extension .12 Dia CE
3835		Thermocouple, Pilot CE
34078		Regulator Assy. NAT CE
33956		Regulator Assy LP CE
34077		Manifold Assy CE
34082		Manifold Shield RH CE
34083		Manifold Shield LH CE
20663		Manifold Shield NON CE
18419		Manifold Assy NON CE
34061		Control Cover Assy CE
34062		Control Decal CE
34063		Front Cover LH CE
34065		Cover Decal LH CE
18112		Control Cover Assy NON CE
37008		Panel, Access LH NON CE
8336		Handle, Burner Door NON CE
18660		Handle, Baking Door NON CE
33958		Handle, Baking Door (Black Coated) CE
34085		Handle, Burner Door (Black Coated) CE

BLODGETT OVEN COMPANY, 44 Lakeside Avenue, Burlington, Vermont 05401 USA

Telephone: (802) 860-3700 (800) 331-5842 Fax: (802) 860-3732

A Division of G.S. Blodgett Corporation