



**1060
PIZZA OVEN
REPLACEMENT PARTS LIST**



EFFECTIVE FEBRUARY 22, 2011

BLODGETT OVEN COMPANY, 44 Lakeside Avenue, Burlington, Vermont 05401 USA

Telephone: (802) 860-3700 (800) 331-5842 Fax: (802) 860-3732

www.blodgett.com

Superseding All Previous Parts Lists.

The Company reserves the right to make substitution in the event that items specified are not available.

ERRORS: Descriptive and/or typographic errors are subject to correction.

www.blodgett.com

IMPORTANT: When ordering parts, please provide the model, gas type and serial number of the oven. The identification plate is located on the left side of the combustion compartment and, also, above the control panel under the ledge.

- ☒ ASAP Distributor Required Stocking Parts
 ♦ Doors Are Not Returnable
 * Item Is Too Large For UPS

BURNER & PIPING ASSY. PARTS

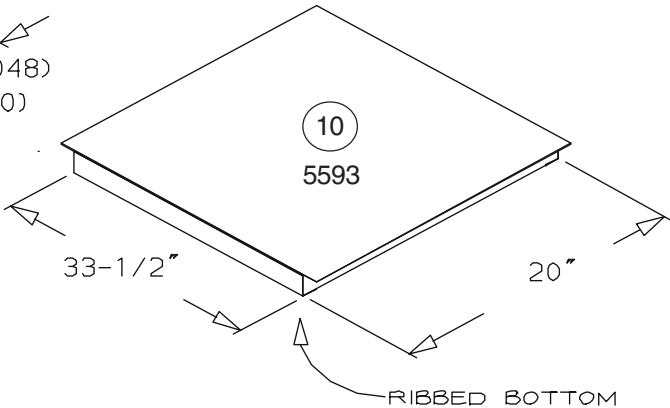
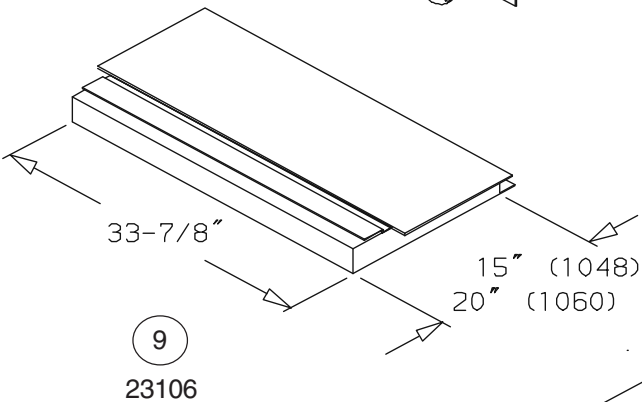
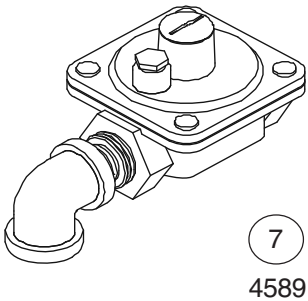
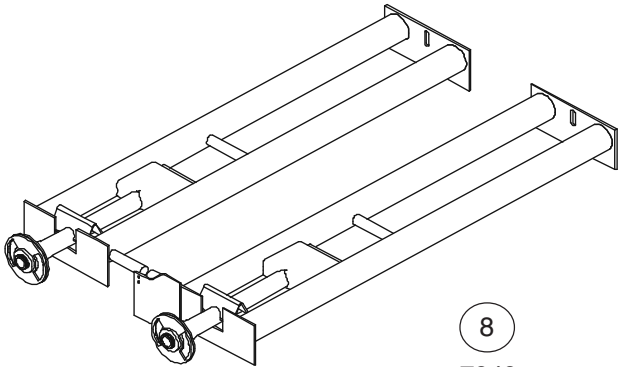
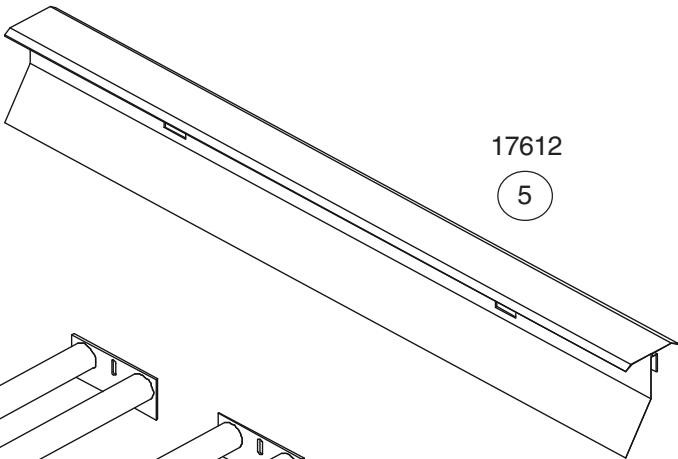
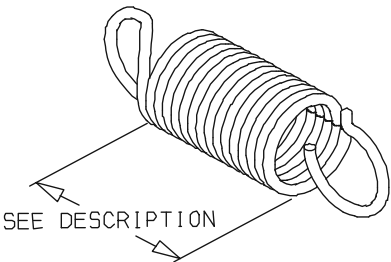
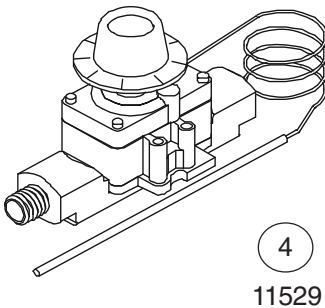
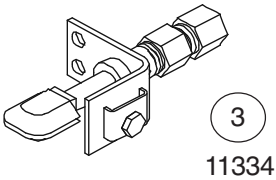
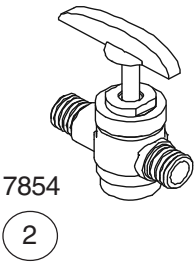
Ref. No.	Part No.	Description
8	7942	Steel Tube Burners (Set of 2) (Before 7/86)
	33294	Steel Tube Burners (Set of 2) (After 7/86)
	4013	Air Shutter Only
	3001	Locknut for Air Shutter
	8717	Orifice, Main Burner (Set of 2) (Specify Model & Gas Type)
	4872	Manifold Plug 1/8"
	34960	Manifold Assy. (w/flex hose)
	34958	Flexible Hose w/fittings (for Manifold)
	17649	Thru Pipe
	3807	Union 1/2"
	1949	Nipple 1/2" x 1-3/16"
4	<input checked="" type="checkbox"/> 11529	Thermostat, FDH w/ Knob (300°- 650°)
	10392	Dial/Knob, Thermostat FDH
	17964	Clip, thermostat bulb guard
2	<input checked="" type="checkbox"/> 7854	Gas Valve w/ Handle
	<input checked="" type="checkbox"/> 7855	Handle, Gas Valve
3	<input checked="" type="checkbox"/> 11334	Pilot Burner for FMEA Valve, Natural (for ovens manufactured 3/61 - 1/25/09)
	<input checked="" type="checkbox"/> 11335	Pilot Burner for FMEA Valve, LP (for ovens manufactured 3/61 - 1/25/09)
	52302	Upgrade safety valve kit (see note)
	NOTE: Needed for any oven manufactured between 3/61 and 1/25/09. This upgrade kit is only needed once per oven. Once this kit is purchased, the safety valve from that point on is 52092 and the thermocouple will be 52091, the natural pilot assembly will be 54142, the LP pilot assembly will be 54152 and 54142.	
	52092	TS11 Safety valve for ovens manufactured after 1/25/09
	52091	TS11 Thermocouple for ovens manufactured after 1/25/09
	54142	Pilot Assy, Natural for ovens manufactured after 1/25/09
	54152	Pilot Assy, LP for ovens manufactured after 1/25/09 (Also need 52089)
	8708	Tubing, Pilot Burner
	1979	Nipple 1/2" x 1-1/2"
7	4589	Pressure Regulator, Natural
	10441	Pressure Regulator, LP
	<input checked="" type="checkbox"/> 5386	Orifice, Pilot, Natural (.018)
	<input checked="" type="checkbox"/> 5387	Orifice, Pilot, LP (.010)

BAKING COMPARTMENT COMPONENTS

Ref. No.	Part No.	Description
	* 24665	Ultra Rokite Deck (3 Piece)
NOTE: Cordierite is not to be used with Rokite. Cordierite Decks are no longer available, please order Ultra Rokite replacements.		
	17960	Steel Shelf (3 Piece)
	3655	Flue Plate, LH
	3656	Flue Plate, RH
	23234	Flue Back & Side, LH Adjustable
	23235	Flue Back & Side, RH Adjustable
5	17612	Baking Door Seal (Crumb Catcher)
	17964	Thermostat Bulb Guard (Before 11/09/09)
	53114	Thermostat Bulb Guard (After 11/09/09)

BURNER COMPARTMENT COMPONENTS

Ref. No.	Part No.	Description
	<input checked="" type="checkbox"/> 23107	Deflector Assy. (3 Piece)
9	23106	Deflector, Side Panel (Each)
10	<input checked="" type="checkbox"/> 5593	Deflector, Center Panel
NOTE: Two piece deflectors are no longer available.		
	20726	Pilot Shield, S/S
	20723	Air Duct Assy., RH
	20724	Air Duct Assy., LH
	17966	Manifold Shield Assy. (2 Piece) (Before 8/86)
	19144	Manifold Shield Assy. (3 Piece) (After 7/86)
	18655	Manifold Shield, Center
	19145	Manifold Shield, LH
	19146	Manifold Shield, RH
	20725	Burner Divider
	8352	Insulation Cover, RH (Before 8/86)
	8351	Insulation Cover, LH (Before 8/86)
	23118	Insulation Cover, RH (After 7/86)
	23119	Insulation Cover, LH (After 7/86)



DOOR COMPONENTS

<u>Ref. No.</u>	<u>Part No.</u>	<u>Description</u>
◆	17967	Burner Door Assy. (Complete w/ Handle, Support Arms & Hinge Pin) (Before 8/86)
◆	19147	Burner Door Assy. (Complete w/ Handle, Support Arms & Hinge Pin) (After 7/86)
	8336	Handle, Burner Door, 12-5/8"
	8337	Support Arm, Burner Door
	7873	Hinge Pin, Burner Door
*◆	17961	Baking Door Assy. (Complete w/ Handle, Support Arms & Hinge Pin)
	17963	Handle, Baking Door, 42"
	8342	Support Arm, Baking Door, LH
	8343	Support Arm, Baking Door, RH
	18383	Hinge Assy, Door Link
	21433	Hinge Pin, Baking Door, RH
	3840	Retainer Ring, Baking Door
	5878	Spirol Pin
	11694	Washers, Door (Flat) (Set of 10)
	17715	Washer, Curved Spring
	17970	Holder Assy. w/ Pins, Spring
6	☑ 17712	Spring, Main 8" (Larger)
6	☑ 17713	Spring, Helper 6" (Smaller)
	17575	Seal, Door Opening Top, S/S (welded)
	17591	Coupling, Door Spring
	17623	Bearing, Cylindrical
	17624	Bearing, Flanged Door

EXTERIOR COMPONENTS

<u>Ref. No.</u>	<u>Part No.</u>	<u>Description</u>
*	17651	Crown Assy, S/S (Trim at top of oven)
*	19107	Stacking Crown, S/S (w/ Bottom Air Intake) (Before 8/86 and After 4/89)
*	18827	Stacking Crown, S/S (w/ Front Air Intake) (Between 8/86 and 4/89)
	8349	Flue Connector
	31689	Draft Diverter, Canopy Venting, S/S
	8348	Draft Hood, Direct Venting (10" Dia.)
	17830	Legs, 12" S/S w/ Bolts (Set of 4)
	18693	Legs, 19" S/S w/ Bolts (Set of 4)
	17831	Legs, 32" S/S w/ Bolts (Set of 4)
	7847	Bolts, Legs (Set of 8)
	30822	Legs w/ Casters, 7" Black w/ Bolts (Set of 4)
	31588	Legs w/ Casters, 12" Black w/ Bolts (Set of 4)
	30823	Legs w/ Casters, 19" Black w/ Bolts (Set of 4)
	30824	Legs w/ Casters, 27" Black w/ Bolts (Set of 4)
	37008	Access Panel, LH (After 7/86)
	17610	Control Cover Panel (Before 8/86)
	18112	Control Cover Panel (7/86 - 1/25/09)
	52096	Control Cover (After 1/25/09)
	37007	Side Cover (to access springs)
	8350	Louver Box
	11255	Nameplate, Blodgett 12-3/4"
	20326	Lighting Instruction Plate
	21826	Gas Connector Kit, 36"
	21242	Gas Connector Kit, 48"

EXCLUSIVE TO EXPORT (CE and NON CE)

Ref. No.	Part No.	Description
	9635	Dial/Knob, Thermostat FDH (°C) 350° CE & NON CE
	11529	Thermostat CE & NON CE
	R4435	Manual Gas Valve CE
	R0364	Knob, "Square D" (for gas valve) CE
	11523	Safety Valve NON CE
	34067	Safety Lighting Pilot Valve CE
	R0364	Knob, "Square "D" (for CE safety valve) CE
	11334	Pilot Burner, Nat NON CE
	11335	Pilot Burner, LP NON CE
	34945	Pilot Burner Kit, Nat CE
	34946	Pilot Burner Kit, LP CE
	34926	Pilot Burner, Nat CE
	34927	Pilot Burner, LP CE
	34069	Valve, Plate & Bracket Assy CE
	34071	Shaft & Cam Assy, Pilot Valve CE
	34073	Pin, Spring, 1/8 x 5/8 CE
	34075	Spring, Extension .12" Dia CE
	3835	Thermocouple CE & NON CE
	34078	Regulator Assy, Nat CE
	33956	Regulator Assy, LP CE
	8708	Pilot Tubing CE & NON CE
	34077	Manifold Assy CE
	18419	Manifold Assy NON CE
	17642	Manifold Shield LH & RH NON CE
	34076	Thru Pipe Assy CE
	34061	Control Cover CE
	34063	Front Cover LH CE
	18112	Control Cover Assy NON CE
	18108	Access Panel LH NON CE
	34062	Control Decal CE
	34065	Cover Decal LH CE
	34317	Baking Door Handle CE
	17963	Baking Door Handle NON CE
	34085	Burner Door Handle CE & NON CE

BLODGETT OVEN COMPANY, 44 Lakeside Avenue, Burlington, Vermont 05401 USA

Telephone: (802) 860-3700 (800) 331-5842 Fax: (802) 860-3732

A Division of G.S. Blodgett Corporation