

BCM-61/101E
Double Stack Electric
Combination-Oven/Steamer

Shown with optional casters

OPTIONS AND ACCESSORIES

(AT ADDITIONAL CHARGE)

- ☐ Side heat shield
- ☐ Casters
- ☐ Wire oven rack
- ☐ Extra year warranty

OPTIONS AND ACCESSORIES

(AT NO ADDITIONAL CHARGE)

- Right hinge door (no charge at time of oven order)
- Optional rack with 2.56" (65mm) spacing

Project _____

Item No. _____

Quantity _____

- ☐ Standard rack with 3.35" (85mm) spacing holds thirteen 12" x 20" x 2-1/2" deep North American hotel pans
- ☐ Optional rack with 2.56" (65mm) spacing holds sixteen 12" x 20" x 2" deep Gastronorm pans

Refer to operator manual specification chart for listed model names.

CONSTRUCTION

- 304 stainless steel exterior and interior
- Dual pane tempered viewing window with hinged inner glass for easy cleaning
- 2" (50mm) fixed drain in the bottom center of cavity
- Door mounted drip tray reduces the risk of wet, slippery floors
- Automatic door stops in positions 110° and 180° for ease of loading and unloading and improved safety.
- Left hinge door (field convertible to the right side)
- Two step safety door latch. The first step stops the fan.

OPERATION

- Multiple cooking modes include hot air, combi 1 (30-40% steam), combi 2 (60-80% steam), retherming, steaming, low-temperature steaming, forced steam, and preheating
- Automated CombiWash, closed circuit cleaning system features very low water and detergent consumption and no contact with chemicals. No proprietary chemicals required, see owner's manual for detergent guidelines.
- Semi-auto delime system
- Built in steam generator produces pure, dry steam
- Automatic boiler flushing system
- User friendly control with dial and digital display
- Control stores up to 10 recipe programs with 3 cooking stages each
- Reversible 9 speed fan for optimum baking and roasting results
- Programmable time delay start
- 85°-480°F (30°-250°C) temperature range, 575°F (300°C) preheating
- Low water indicator

STANDARD FEATURES

- External core temperature probe with multiple measuring points. User-friendly location reduces strain on the probe.
- Bright halogen lights for superior visibility
- Built in hand shower
- Removeable cleaning chemical bottle shelf
- Start-up inspection service by factory authorized service agent
- One year parts and labor oven warranty*

* For all international markets, excluding Canada, contact your local distributor.




BLODGETT COMBI

www.blodgett.com

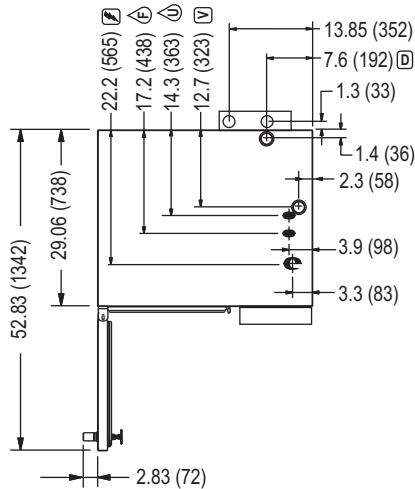
44 Lakeside Avenue, Burlington, VT 05401 • Phone: (802) 658-6600 • Fax: (802) 864-0183

BCM-61/101E

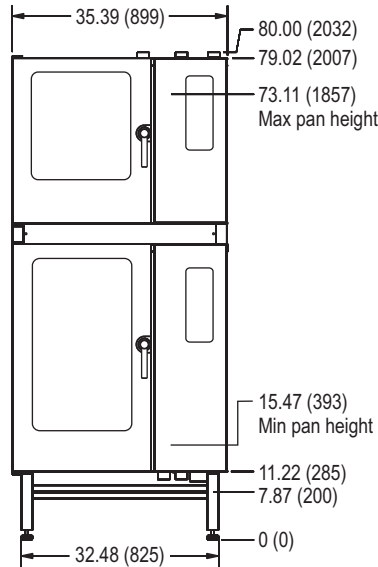


APPROVAL/STAMP

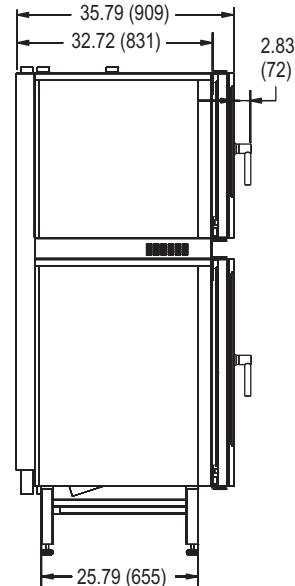
DIMENSIONS ARE IN INCHES (MM)



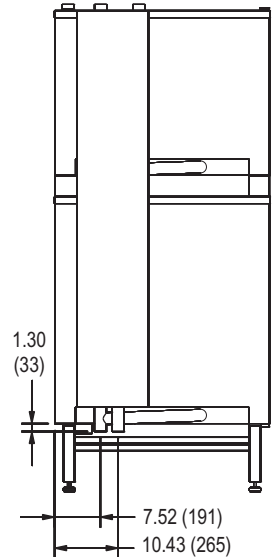
TOP VIEW



FRONT VIEW



SIDE VIEW



BACK VIEW

SHORT FORM SPECIFICATIONS: Provide Blodgett Combi model BCM-61/101E combination-oven/steamer. The BCM-61/101E has a 2 piece rack with 3.35" (85mm) spacing holds thirteen 12" x 20" x 2-1/2" deep North American hotel pans. The optional 2 piece rack with 2.5" (65mm) spacing that holds sixteen 12" x 20" x 2" deep Gastronorm pans. Unit shall have 304 stainless steel exterior and interior. Oven doors shall have dual pane tempered viewing window with hinged inner glass for easy cleaning. Multiple cooking modes include hot air, combi 1 (30-40% steam), combi 2 (60-80% steam), reheating/regenerating, steaming, low-temperature steaming, and preheating. Unit shall have the ability to cook with pressureless steam, hot air, or combination of steam and hot air. Steam generator shall be separate from the cooking compartment and shall drain and flush automatically. Unit shall have bright halogen lights for superior visibility. Standard control user friendly digital display with dial, ability to store up to 10 recipe programs with 3 stages per recipe, and time delay start. The reversible 9 speed fan provides optimum baking and roasting results. Automated CombiWash, closed circuit cleaning system features very low water and detergent consumption and no contact with chemicals. One-year parts and labor warranty. Provide start-up inspection service by a factory authorized service agent. Provide options and accessories as indicated.

DIMENSIONS:

Floor space: 35.39" x 32.72" (899 x 831mm)
Unit height: 80.00" (2032mm)

OVEN CLEARANCES:

From combustible and non-combustible construction

Right 4" (102mm)
 Left 0" (0mm)
 Back 2" (50mm)

Blodgett recommends and 12" (305mm) be maintained on the control side for servicing.

MINIMUM ENTRY CLEARANCE (per section):

Uncrated 35.39" (899mm)
 Crated 38" (965mm)

SHIPPING INFORMATION (per section):

Approx. weight:

BCM-61E 309 lbs. (140 kg)
 BCM-101E 401 lbs. (182 kg)

Crate size:

BCM-61E 39" H x 38" W x 39" D (965 x 991 x 991mm)
 BCM-101E 49" H x 38" W x 39" D (1245 x 991 x 991mm)

POWER SUPPLY (per section):

	Voltage	KW	Phase	Amperage
BCM-61E	208 VAC	9	3	26
	240 VAC	9	3	26
	480 VAC	9	3	13
BCM-101E	208 VAC	18	3	52
	240 VAC	18	3	52
	480 VAC	18	3	25

WATER SUPPLY:

Good quality water feed is the responsibility of the owner. Water quality must be within the following general guidelines.

TDS: < 100 ppm Hardness: 80-120 ppm pH: 7.0 - 8.0
 Chlorides: < 30 ppm 30(min)-50(max) PSI 140°F (60°C) avg. drain temp.
 2" drain connection 3/4" garden hose cold water

The best defense against poor water quality is a water filter system designed to meet your water quality conditions. Blodgett offers an optional water filter from Everpure and Terry Corp. for this unit.

Appliance is to be installed with backflow protection in accordance with Federal, State or Local codes.

NOTE: The company reserves the right to make substitutions of components without prior notice

BLODGETT COMBI

www.blodgett.com 44 Lakeside Avenue, Burlington, VT 05401 • Phone: (802) 658-6600 • Fax: (802) 864-0183