



E-SBC Electric Boiler Free Tabletop Convection Steamers



5E-SBC

OPTIONS AND ACCESSORIES

(AT ADDITIONAL CHARGE)

- ☐ Stainless steel support stand
- ☐ Pan racks for support stand
- ☐ Flanged foot kit for support stand
- ☐ Caster kit for support stand
- ☐ Heat shield kit
- ☐ 4" adjustable legs



Project _____
Item No. _____
Quantity _____

- ☐ Model 3E-SBC (3 pan electric boiler free steamer with plumbing connections)
- ☐ Model 5E-SBC (5 pan electric boiler free steamer with plumbing connections)

CONSTRUCTION

- Stainless steel construction
- Stainless steel doors with strong continuous hinge and are field reversible for left or right swing
- Insulated doors have a one piece, replaceable seal
- Easy open handle and latch provide positive lock and seal when the door is pushed or slammed shut
- Hidden magnetic door switch cuts power to blower and steam flow to that cavity, when the door is opened
- Pan support racks shall be polished stainless steel and removable for easy cleaning
- Electric connectionless steam reservoir is easy to clean through the cavity door.

OPERATION

- ON-OFF rocker switch
- Electronic timer with continuous steam setting
- Timed steam and stop buttons
- Ready light indicates when cavity is ready for steaming
- Unit shall come ready to steam in 15 - 20 minutes from a cold start, and provide warm cavity-instant steam capacity. Cavity is kept warm and ready for instant steam between loads.
- Each steamer cavity shall have a powerful side mounted blower, which increases steam velocity and provides efficient steam distribution throughout cavity and between loaded pans and no side vents for increased water/spray resistance.
- Electric-heated steam generating reservoir provides atmospheric steam to the cavity at approximately 212F. The high-efficiency steam generating reservoir shall have water level sensors.
- Steam reservoir does not require a pressure gauge or switches
- Automatic drain in steam reservoir

CAPACITY

Pan Size	3E-SBC	5E-SBC
12" x 20" x 1"	6 pans	10 pans
12" x 20" x 2.5"	3 pans	5 pans
12" x 20" x 4"	2 pans	3 pans

STANDARD FEATURES

- Front and rear legs shall have adjustable bullet feet
- One year parts and labor warranty*

* For all international markets, contact your local distributor.


E-SBC BOILER FREE CONVECTION STEAMERS

BLODGETT

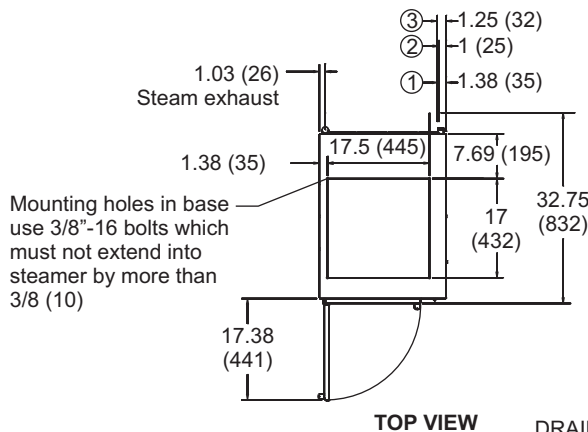
44 Lakeside Avenue, Burlington, VT 05401 • Phone: (802) 658-6600 • Fax: (802) 864-0183



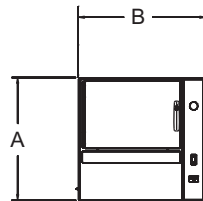
E-SBC BOILER FREE STEAMERS



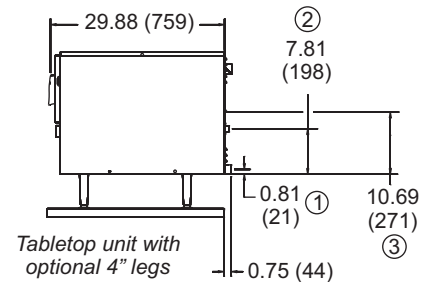
APPROVAL/STAMP



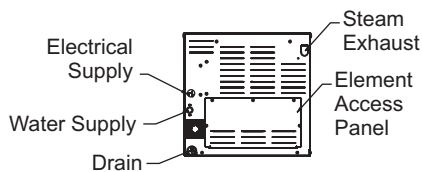
DIMENSIONS ARE IN INCHES (MM)



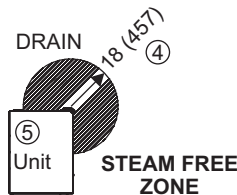
FRONT VIEW



SIDE VIEW



REAR VIEW



NOTES:

1. **Drain connection:** 1.5 (38) hose type (drain free venting). DO NOT connect directly to drain, allow 2" air gap.
2. **Water supply:** 3/4" male hose connection. 30 to 60 PSIG with a flow rate of 0.75-1.50 GPM.
3. **Electrical connection:** see chart, conduit hose size = 1.25" hole.
4. If the floor drain only services this steamer, then the drain may be located within the steam free zone. Steam free zone must be observed if other appliances cause steam at the floor drain.
5. Do not install steamer directly above steam venting floor drains.

SHORT FORM SPECIFICATIONS

Provide Blodgett model 3E-SBC (3 pan) or 5E-SBC (5 pan) boilerfree steamer with a self-contained, atmospheric, electric-heated steam generating reservoir. Construction shall be all stainless steel. Cavity shall have a powerful sidemounted blower to circulate steam. Standard operating controls shall include: an on/off rocker switch; electronic timer, with continuous steam, timed steam and stop buttons; READY light. Door shall be field-reversible and shall be equipped with an easy-open latch and hidden magnetic door switch. The atmospheric steam generating reservoir shall not require a pressure gauge or switches; shall have an automatic drain and shall have 12 KW of dry element heating capacity. Steamer shall come up to READY in 15 minutes from a cold start and shall provide warm cavity, instant steam capability. Provide options and accessories as indicated.

MAXIMUM INPUT:

3E-SBC 9 kW
5E-SBC 12 kW

MINIMUM REQUIRED CLEARANCES:

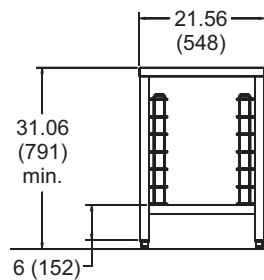
Left and right side 2" (51mm)
Rear 6" (152mm)

SHIPPING INFORMATION:

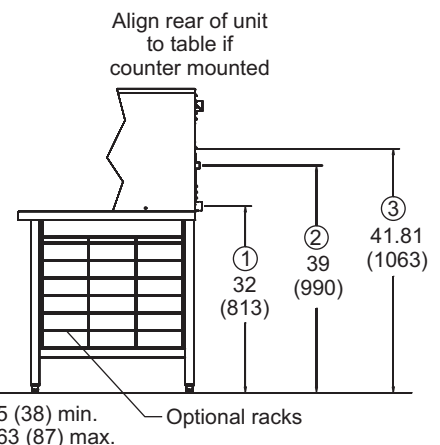
3E-SBC 220 lbs. (100 kg)
5E-SBC 275 lbs. (125 kg)

NOTE: The company reserves the right to make substitutions of components without prior notice.

Optional Support Stand



FRONT VIEW



SIDE VIEW

	3E-SBF	5E-SBF
A	21.06 (535)	27.56 (700)
B	21.75 (552)	21.63 (549)

POWER SUPPLY AND CONNECTION

VAC	Phase	Hz	Amps	
			3E-SBC	5E-SBC
208V	1	60	44	58
	3	60	25	34
240V	1	60	28	50
	3	60	22	29
480V	3	60	11	15

BLODGETT

44 Lakeside Avenue, Burlington, VT 05401 • Phone: (802) 658-6600 • Fax: (802) 864-0183