



Synergy Steam

## E-KLS Electric Stationary Floor Kettle



### OPTIONS AND ACCESSORIES

(AT ADDITIONAL CHARGE)

- Etched markings
  - ☐ Gallons
  - ☐ Litres
- Strainer
  - ☐ 1/8" perforated disc strainer
  - ☐ 1/4" perforated disk strainer
  - ☐ Solid disc strainer
- ☐ Basket inserts
- ☐ Swing faucets
- ☐ Automatic water filler
- ☐ 3" tangent drawoff
- ☐ Kettle brush kit
- ☐ Contour measuring strip



Project \_\_\_\_\_

Item No. \_\_\_\_\_

Quantity \_\_\_\_\_

- ☐ Model 20E-KLS - 20 gallon (76 litres) electric stationary floor kettle
- ☐ Model 40E-KLS - 40 gallon (151 litres) electric stationary floor kettle
- ☐ Model 60E-KLS - 60 gallon (227 litres) electric stationary floor kettle
- ☐ Model 80E-KLS - 80 gallon (303 litres) electric stationary floor kettle

### CONSTRUCTION

- 316 stainless steel, one-piece welded construction
- 2/3 jacketed kettle
- All exposed surfaces shall be stainless steel
- Kettle body is sheathed in stainless steel and air gap insulated.
- ASME shop inspected, stamped and registered with the National Board for operation up to a maximum working pressure of 30 PSI.
- Outer sheathing and air insulating gap retains heat and keeps kettle exterior cooler to the touch.

### OPERATION

- Kettle shall have an electric, self-contained steam source to provide kettle temperatures from 150 to approximately 270°F
- Thermostatically controlled to shut off automatically when desired temperature is reached or on when temperature falls below desired setting
- Factory charged with chemically-pure water and rust inhibitors to ensure long life and minimum maintenance
- All controls shall be contained in a stainless steel enclosure within easy reach of the operator
- Thermostat
- Pilot light
- Pressure/vacuum gauge
- Contactor
- Water level sight glass
- Safety valve
- Low water cut-off

### STANDARD FEATURES

- One-piece, hinged design dome cover on 20 and 40 gallon units.
- One-piece domed cover with counter balanced spring-assist on 60 and 80 gallon units
- Faucet bracket
- 2" sanitary tangent drawoff
- Removable 1/4" perforated stainless steel strainer
- Standard voltage options
  - ☐ 208 VAC, 3 phase, 60 Hz
  - ☐ 240 VAC, 3 phase, 60 Hz
  - ☐ 480 VAC, 3 phase, 60 Hz
- One year parts and labor warranty\*

\* For all international markets, contact your local distributor.

E-KLS STATIONARY FLOOR KETTLE


**BLODGETT**

[www.blodgett.com](http://www.blodgett.com)

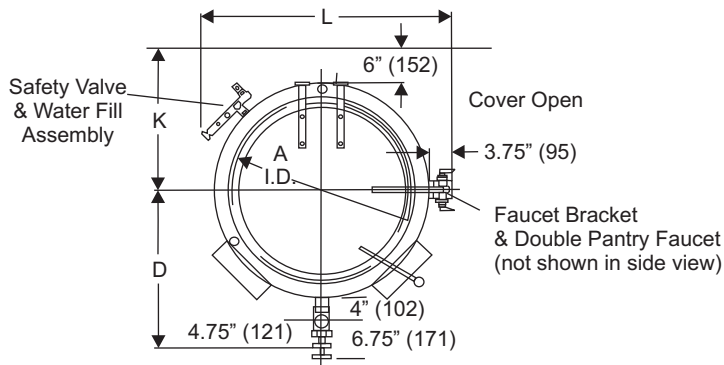
44 Lakeside Avenue, Burlington, VT 05401 • Phone: (802) 658-6600 • Fax: (802) 864-0183



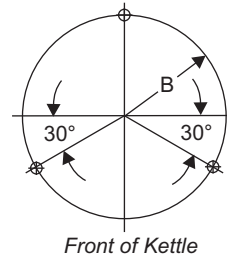
## E-KLS STATIONARY FLOOR KETTLE



APPROVAL/STAMP



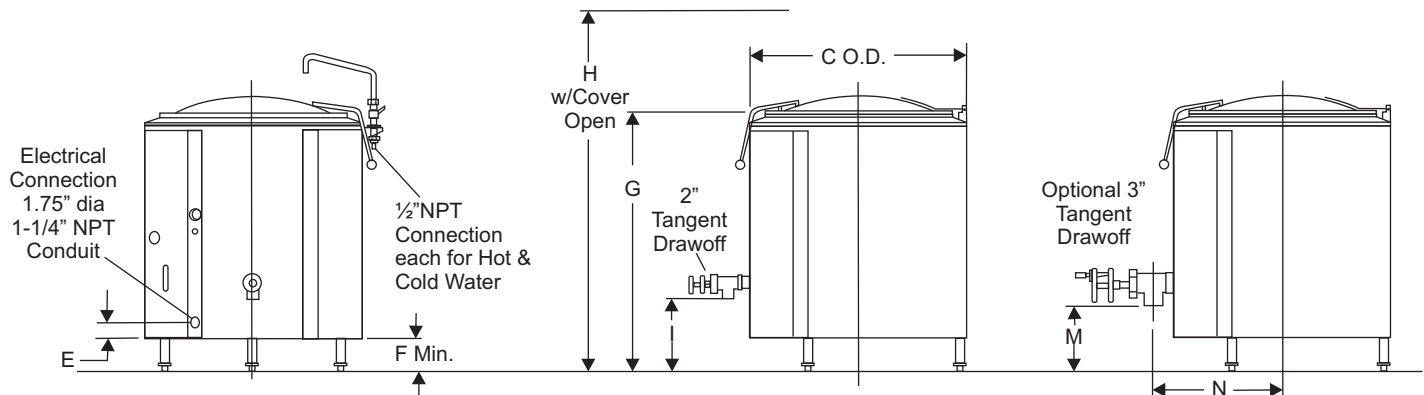
TOP VIEW



TOP VIEW OF LEGS

### NOTES:

1. Hinged cover (shown) standard on 20 and 40 gallon kettle.
2. Power aid cover standard on 60-100 gallon kettles.
3. Single or double pantry faucets are optional.
4. 3" tangent drawoff is optional.
5. Dimensions are in inches (mm).



FRONT VIEW

SIDE VIEWS

### SHORT FORM SPECIFICATIONS

Provide Blodgett model 20E-KLS (20 gallon), 40E-KLS (40 gallon), 60E-KLS (60 gallon) or 80E-KLS (80 gallon) electric heated, stainless steel, steam jacketed kettle. Unit shall include automatic thermostat control and pressure gauge mounted in convenient stainless steel control housing. Insulation outer sheathing, 2" tangent drawoff and hinged cover standard. Provide options and accessories as indicated.

Model	208V / 3 PH		240V / 3 PH		480V / 3 PH	
	kW	Amps	kW	Amps	kW	Amps
20E-KLS	10.8	30	12	29	12	14
40E-KLS	21.6	60	24	58	24	28
60E-KLS	32.4	90	36	87	36	44
80E-KLS	32.4	90	36	87	36	44
100E-KLS	32.4	90	36	87	36	44

	20E-KLS	40E-KLS	60E-KLS	80E-KLS
A	20 (508)	26 (660)	30 (762)	32 (813)
B	24 (610)	30 (762)	34 (864)	36 (914)
C	26 (660)	32 (813)	36 (914)	38 (965)
D	21.75 (552)	24.75 (629)	26.75 (679)	27.75 (705)
E	13 (330)	10 (254)	10 (254)	10 (254)
F	9 (229)	6 (152)	6 (152)	6 (152)
G	37 (940)	37 (940)	40 (1016)	44 (1118)
H	60 (1524)	66 (1676)	68 (1727)	74 (1879)
J	16 (406)	12 (305)	12 (305)	12 (305)
K	18 (432)	25 (508)	22 (559)	23 (584)
L	32.13 (816)	38.13 (968)	42.13 (1070)	44.13 (1121)
M	15 (381)	11 (279)	11 (279)	11 (279)
N	17.75 (451)	20.75 (527)	22.75 (578)	23.75 (603)

### SHIPPING INFORMATION:

#### Approx. Weight:

20E-KLS	410 lbs. (186 kg)
40E-KLS	548 lbs. (249 kg)
60E-KLS	640 lbs. (290 kg)
80E-KLS	860 lbs. (390 kg)

**NOTE:** The company reserves the right to make substitutions of components without prior notice.

**BLODGETT**

[www.blodgett.com](http://www.blodgett.com)

44 Lakeside Avenue, Burlington, VT 05401 • Phone: (802) 658-6600 • Fax: (802) 864-0183