



Synergy Steam

E-KTC

Electric Table Top Kettle with Manual
Crank Tilt Mechanism



OPTIONS AND ACCESSORIES

(AT ADDITIONAL CHARGE)

■ Faucets

- ☐ Single pantry faucet with swing spout
- ☐ Double pantry faucet with swing spout
- ☐ Pre-rinse spray faucet with bracket

■ Etched markings

- ☐ Gallons
- ☐ Litres
- ☐ 316 Stainless steel interior
- ☐ Lift-off cover
- ☐ Cover holder
- ☐ Stand
- ☐ Kettle brush kit
- ☐ Lip strainer

Project _____

Item No. _____

Quantity _____

- ☐ Model 6E-KTC - 6 gallon (23 litres) electric kettle with manual crank tilt
- ☐ Model 10E-KTC - 10 gallon (38 litres) electric kettle with manual crank tilt
- ☐ Model 12E-KTC - 12 gallon (45 litres) electric kettle with manual crank tilt

CONSTRUCTION

- 304 stainless steel, one-piece welded construction
- All exposed surfaces shall be stainless steel
- Water tight gasketed housing protect the controls
- Heavy reinforced rim with a welded-in butterfly shaped pouring lip for durability and pouring control
- Smooth operating, self-locking tilt mechanism
- Right side crank tilt handle provides easy and precise one hand tilting of kettle body even when kettle is filled to capacity
- ASME shop inspected, stamped and registered with the National Board for operation up to a maximum working pressure of 50 PSI.

OPERATION

- An electrically heated self-contained heat source to provide kettle temperatures of 150°F to approximately 295°F.
- Thermostatically controlled to automatically shut off when desired temperature is reached and to turn on when product temperature falls below desired setting
- Built-in contactor
- Pressure gauge
- Front mounted water sight glass
- Heating indicator lamp
- Safety tilt cut-off (cuts off heat when tilted to 12° and above)
- Pressure relief valve
- High limit pressure switch
- Low water cut-off
- Pouring height allows filling of 4" high pans on the table top

STANDARD FEATURES

- Faucet bracket mounted on rear of electrical control box
- Standard voltage options
 - ☐ 208 VAC, 1 or 3 phase, 60 Hz
 - ☐ 240 VAC, 1 or 3 phase, 60 Hz
 - ☐ 480 VAC, 1 or 3 phase, 60 Hz
- One year parts and labor warranty*

* For all international markets, contact your local distributor.




BLODGETT

44 Lakeside Avenue, Burlington, VT 05401 • Phone: (802) 658-6600 • Fax: (802) 864-0183

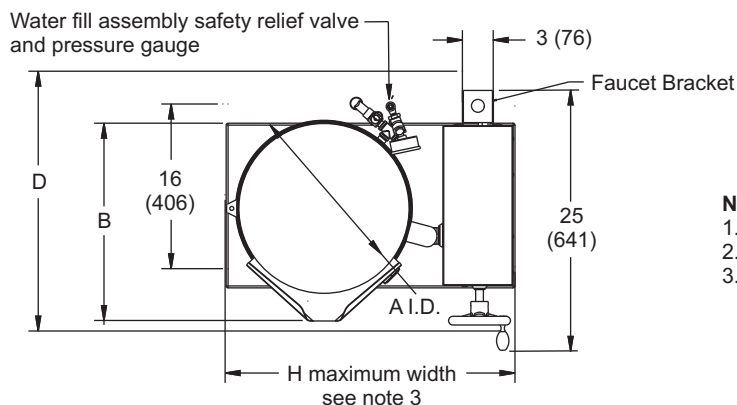
E-KTC TABLE TOP KETTLE WITH MANUAL CRANK TILT



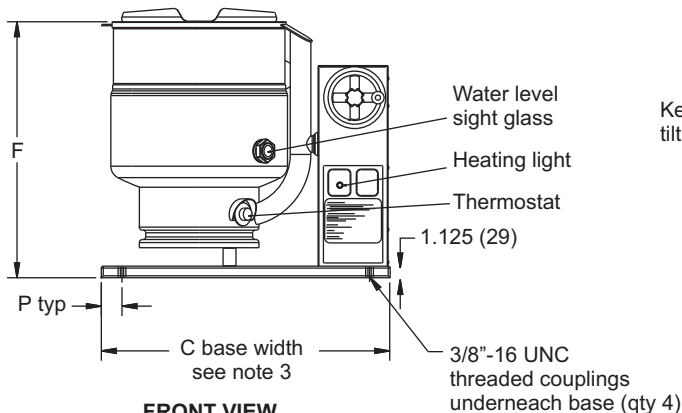
E-KTC TABLE TOP KETTLE WITH MANUAL CRANK TILT



APPROVAL/STAMP



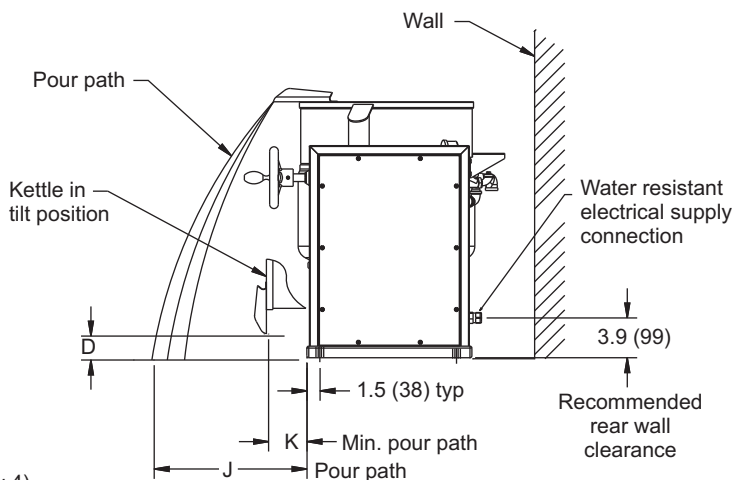
TOP VIEW



FRONT VIEW

NOTES:

1. Electrical supply 1/2" water resistant conduit (1" for 208V, 1 phase).
2. Dimensions in brackets () are in mm.
3. Maximum width - 6E-KTC is 25.75", 10E-KTC and 12E-KTC are 28".



SIDE VIEW

MODEL	A	B	C	D	F	H	J	K	L	P
6E-KTC	14 (356)	17.6 (447)	24 (610)	20.8 (528)	24.6 (625)	25.6 (650)	16 (406)	5 (127)	5.5 (140)	1.5 (38)
10E-KTC	16.5 (419)	19.2 (488)	28 (711)	22.4 (569)	25.1 (632)	28 (711)	18.5 (470)	7.5 (191)	4.3 (109)	2 (51)
12E-KTC	16.5 (419)	19.2 (488)	28 (711)	22.4 (569)	27.3 (693)	28 (711)	19 (483)	9.8 (249)	4.3 (109)	2 (51)

SHORT FORM SPECIFICATIONS

Provide Blodgett model 6E-KTC (6 gallon), 10E-KTC (10 gallon) or 12E-KTC (12 gallon) self-contained crank tilting electric heated stainless steel steam jacketed kettle. Kettle body has one piece welded construction with heavy reinforced rim, controls in gasketed compartment and butterfly shaped pouring lip. Smooth action manual crank tilt standard. NSF and UL listed, ASME code constructed for 50 PSI maximum. Thermostatically controlled to provide a range of temperatures between 150°F and approx. 295°F. Requires single electrical connection, specify 208/240 or 480 Volt, single or three phase. Provide options and accessories as indicated.

MAXIMUM PRESSURE:

All models 50 PSI (345 kPa)

POWER CONNECTION:

Refer to data plate.

SHIPPING INFORMATION:

Approx. Weight:

6E-KTC 120 lbs. (55 kg)
10E-KTC 190 lbs. (86 kg)
12E-KTC 195 lbs. (18.2 kg)

		6E-KTC		10E-KTC & 12E-KTC	
VAC	PHASE	KW	AMPS	KW	AMPS
208V	1	6.3	31	10.8	52
	3		18		30
240V	1	8.4	35	14.4	60
	3		20		35
480V	1	6.3	14	12.0	25
	3		8		15

NOTE: The company reserves the right to make substitutions of components without prior notice.

BLODGETT

44 Lakeside Avenue, Burlington, VT 05401 • Phone: (802) 658-6600 • Fax: (802) 864-0183