

My Café® Pod Brewers



SINGLE SERVE



My Café AP

Commercial-grade, single-cup system with the convenience of automatic pod disposal

MY CAFÉ AP

- Pod bin and drip tray can be modified for under-counter disposal of pods.
- Brews up to 16 ounces in less than a minute; Integrated cup booster allows for 5" or 8" cup.
- Control extraction utilizing pulse brew technology with BrewMETER®. 
- Hot water button provides up to 10 ounces for cappuccino, cocoa and soups.
- Energy Saver Mode. 

MY CAFÉ

- Pod drawer works with tea and coffee pods, from 45 to 61 mm.
- Fast brew coffee in about 30 seconds; brew tea in less than one minute with button that provides steeping action.
- Brew 4 to 12 ounces (118 - 355 mL) to preferred strength by adjusting the portion/volume control.
- Easy to use and maintain with a removable water reservoir; a drawer-style pod holder (2 included) and dishwasher safe components.



My Café Automatic





My Café Pourover



Brew Station and 1 Rack Assembly



Rack Assembly

Model	Product #	Volts	Amps	Watts	Brewing Capacity	Dimension	Weight	Cord Attached	Agencies
My Café AP	42300.0000	120	11.9	1425	60-8 oz. cups 60-(237 mL)	15.8" H x 9.7"W x 16.4" D (40.1cm H x 24.6cm W x 41.7cm D)	30 lbs. (13.6 kg.)	Yes	
MCP (Pourover)	35400.0003	120	12	1440	60-8 oz. cups 60-(237 mL)	12.5" H x 8"W x 10.5" D (31.7cm H x 20.3cm W x 26.7cm D)	9.75 lbs. (4.4 kg.)	Yes	
	35400.0004 (high altitude)								
MCA (Automatic)	35400.0009					13.6" H x 8"W x 10.5" D (34.5cm H x 20.3cm W x 26.7cm D)	11.35 lbs. (5.1 kg.)		
	35400.0010 (high altitude)								
Brew Station (with Standard Header)	39501.0001				20" H x 26.2"W x 16" D (50.8cm H x 66.5cm W x 40.6cm D) <i>height dimension with graphic header</i>	26 lbs. (11.8 kg)			
Rack Assembly	39502.0001				16" H x 9.5"W x 16" D (40.6cm H x 24.1cm W x 40.6cm D)	8 lbs. (3.6 kg)			