




AXIOM® Coffee Brewers





AXIOM-DV-3

Medium volume brewing solution featuring Digital Brewer Control, precise extraction control and a variety of portable servers

- Large 200 oz. (5.9 litres) tank provides back-to-back brewing capacity.
- Dual voltage available on some models.
Can operate at 120V/15 amp or 120/208-240V/20 amp.
- BrewLOGIC® technology calculates flow rate and adjusts brew time to maintain consistent pot levels even in high lime areas. 
- BrewWIZARD® technology simplifies brewer programming. 
- Digital temperature control and accuracy.
- Electronic diagnostics and built in tank drain make service easier.
- Automatic warmer shut-off.
- Energy Saver Mode. 
- Use BUNN paper filters – Product No. 20115.0000.

Decanters sold separately, see page 68.

NOTE: Catalog icon legend can be found on page 1.




Model	Product #	Volts	Amps	Watts	Brewing Capacity	Funnel Type	Dimension	Weight	Cord Attached	Agencies
AXIOM-15-3	38700.0000	120	15	1800	4.2 gal. (15.9 L/hr)	Plastic	18.9"H x 8.5"W x 17.7"D (49cm H x 21.6cm W x 44.9cm D)	30 lbs. (13.6 kg)	Yes	 
AXIOM-35-3	38700.0001	120/240	17.5	3850	7.5 gal. (28.4 L/hr)				No	
AXIOM-DV-3	38700.0008	120	15	1800	4.2 gal. (15.9 L)				Yes	
		120/208	15.5	2980	7.5 gal. (28.4 L)					
		120/240	17.5	3850						

AXIOM® Coffee Brewers





AXIOM-15-3

Medium volume brewing solution featuring Digital Brewer Control, precise extraction control and a variety of portable servers

- Large 200 oz.. (5.9 litres) tank provides back-to-back brewing capacity.
- For high lime areas, BrewLOGIC® technology calculates flow rate and adjusts brew time to maintain consistent pot levels. 
- BrewWIZARD® technology simplifies brewer programming. 
- Electronic diagnostics and built in tank drain make service easier.
- Automatic warmer shut-off.
- Energy Saver Mode. 
- Hot water faucet.
- Dual voltage available. Can operate at 120V/15 amp or 120/208-240V/20 amp.
- Use BUNN paper filters – Product No. 20115.0000.

Decanters sold separately, see page 68.

Model	Product #	Volts	Amps	Watts	Brewing Capacity	Funnel Type	Dimension	Weight	Cord Attached	Agencies
AXIOM-15-3	38700.0002	120	15	1800	4.2 gal. (15.9 L/hr)	Plastic	16.8"H x 16.5"W x 17.7"D (42.7cm H x 41.9cm W x 45cm D)	31 lbs. (14.1 kg)	Yes	 
AXIOM-35-3	38700.0003	120/240	17.5	3850	7.5 gal. (28.4 L)				No	
AXIOM-DV-3	38700.0009	120	15	1800	4.2 gal. (15.9 L)		18.9"H x 8.5"W x 17.7"D (48cm H x 21.6cm W x 44.9cm D)	32 lbs. (14.5 kg)	Yes	
		120/208	15.5	2980	7.5 gal. (28.4 L)					
		120/240	17.5	3850						

Decanter Coffee Brewers



CWTF

Medium volume brewing solution with simple switch controls and a variety of portable servers

- CWTF models feature hot water faucet and pourover backup on all models.
- Use BUNN paper filters – Product No. 201 | 5.0000.



Decanters sold separately, see page 68.



CWTF

AUTOMATIC
DECANTER COFFEE BREWERS AND URNS

11

Model	Product #	Volts	Amps	Watts	Brewing Capacity	Funnel Type	Dimension	Weight	Cord Attached	Agencies	
CWTF15	12950.0211 (1U, 1L)	120	13	1570	3.9 gal. (14.6 L)	Plastic	18.9"H x 8.5"W x 17.8"D (48cm H x 21.6cm W x 45.2cm D)	32.5 lbs. (14.5 kg)	Yes		
CWT15 (no faucet)	12950.0356 (2U, 1L)		13.9	1670	5.3 gal. (19.9 L)	Stainless		30 lbs. (13.6 kg)			No
CWT20 (no faucet)	12950.0291 (2U, 1L)		17.9	2150							
CWT35 (no faucet)	12950.0292 (2U, 1L)		120/208-240	17.1	3850	7.5 gal. (28.4 L)					
CWTF15-3	12950.0213 (2U, 1L)	120	13.9	1670	3.9 gal. (14.6 L)	Plastic		33 lbs. (14.97 kg)	Yes		
	12950.0217 (2U, 1L)				5.3 gal. (19.9 L)	Stainless		34 lbs. (15.4 kg)			
CWTF20-3	12950.0283 (2U, 1L)		17.9	2150				31 lbs. (14.1 kg)	No		
CWTF35-3	12950.0253 (2U, 1L)	120/240	17.1	3850	7.5 gal. (28.4 L)	Plastic		30 lbs. (13.6 kg)			
	12950.0261 (2U, 1L)				Stainless	32 lbs. (14.5 kg)					
CWTF-DV	12950.0410 (2U, 1L)	120	13.9	1670		3.9 gal. (14.6 L)		35 lbs. (15.9 kg)			
		120/208	13.9	2640		6.7 gal. (25.3 L)					
		120/240	15.6	3400	7.5 gal. (28.4 L)						

Decanter Coffee Brewers (CWTF only)



CWTF

Medium volume brewing solution with simple switch controls and a variety of portable servers

- CWTF models feature pourover backup on all models.
- Use BUNN paper filters – Product No. 20115.0000.
- Low profile for under cabinet placement.



A10 MODEL

- Uses 50 oz. decanter.
- Use BUNN paper filters - Product No. 20106.0000.

Decanters sold separately, see page 68.



A10

Model	Product #	Volts	Amps	Watts	Brewing Capacity	Funnel Type	Dimension	Weight	Cord Attached	Agencies	
CWTF15	12950.0293 <i>(1L)</i>	120	12.3	1470	3.9 gal. (14.6 L)	Plastic	16.8"H x 8.5"W x 17.8"D (42.7cm H x 21.6cm W x 45.2cm D)	27 lbs. (12.2 kg)	Yes	 	
CWTF15 <i>(left warmers)</i>	12950.0298 <i>(3L)</i>		13.9	1670				35 lbs. (15.9 kg)			
CWTF35	12950.0381 <i>(3L)</i>	120/208-240	17.1	3850	7.5 gal. (28.4 L)	Stainless	17"H x 16.5"W x 17.7"D (43.2cm H x 41.9cm W x 45.2cm D)	39 lbs. (17.7 kg)	No		
CWT15-3 <i>(no faucet)</i>	12950.0112 <i>(3L)</i>	120	13.9	1670	3.9 gal. (14.6 L)	Plastic		32 lbs. (14.5 kg)	Yes		
CWTF15-3	12950.0212 <i>(3L)</i>					Stainless		35 lbs. (15.9 kg)			
	12950.0216 <i>(3L)</i>							36 lbs. (16.4 kg)			
CWTF20-3	12950.0232 <i>(3L)</i>		17.9	2150	5.3 gal. (19.9 L)	Plastic			35 lbs. (15.9 kg)		No
CWTF35-3	12950.0252 <i>(3L)</i>	120/240	16	3850	7.5 gal. (28.4 L)						
CWTF-DV	12950.0409 <i>(3L)</i>	120	13.9	1670	3.9 gal. (14.6 L)	Stainless			39 lbs. (17.7 kg)		
		120/208		2640	6.7 gal. (25.3 L)						
		120/240	15.6	2400	7.5 gal. (28.4 L)						
A10A <i>(pourover)</i>	21250.0004 <i>(inc. glass decanter)</i>	120	9.5	1140	2.9 gal. (11 L)	Black	14.7" H x 6.7" W x 12.9" D (37.3cm H x 17.0cm W x 32.8cm D)	16 lbs. (7.3 kg)	Yes		

Decanter and AXIOM® Coffee Brewers



AXIOM Twin

CWTF

- Medium volume, twin brew head systems.
- Four or six individually controlled warming stations.
- Pour-over feature on both sides.
- Use BUNN paper filters - Product No. 20115.0000.

AXIOM

- Twin brew head systems.
- Brews 15 gallons (56.8 litres) of perfect coffee per hour.
- Six individually controlled warmers.
- For high lime areas, BrewLOGIC® technology calculates flow rate and adjusts brew time to maintain consistent pot levels.
- BrewWIZARD® technology simplifies brewer programming.
- Electronic diagnostics and built-in tank drain make service easier.
- Use BUNN paper filters – Product No. 20115.0000.

Decanters sold separately, see page 68.





AXIOM Twin



CWTF Twin



CWTF Twin

Model	Product #	Volts	Amps	Watts	Legs	Brewing Capacity	Dimension	Weight	Cord Attached	Agencies
CWTF 2/2 Twin	23400.0001	120/240	27.7	6650		15 gal. (56.8 L/hr)	19.3"H x 16.5"W x 19.8"D (49cm H x 41.9cm W x 50.3cm D)	56 lbs. (25.4 kg)	No	 
CWTF 4/2 Twin	23400.0011		28.5	6850						
CWTF 0/6 Twin	23400.0020		28.5	6850	4" satin nickel legs		20.54" H x 30.75"W x 20.64" D (52.17cm H x 78.11cm W x 50.43cm D)	74 lbs. (33.6 kg)		
AXIOM 4/2 Twin	38700.0014	120/208-240	27.9	6700			19.1"H x 16.4"W x 17.7"D (48.5cm H x 41.7cm W x 44.9cm D)	61 lbs. (27.7 kg)		
AXIOM 0/6 Twin	38700.0015				4" black legs		20.5" H x 30.3"W x 17.7" D (52.1cm H x 77cm W x 45cm D)	74 lbs. (33.6 kg)		

Automatic Brewers ⚡



OL

OT/OL

- Two separately controlled warmers.
- Designed to function well in low or uneven water pressure situation. (*OL models*)
- OL models can also be operated as a pourover unit.
- Faucet kit available.
- Use BUNN paper filters - Product No. 20115.0000.

VLPF

- Two individually controlled warmers.
- Use BUNN paper filters - Product No. 20115.0000.



Decanters sold separately, see page 68.



OT



VLPF

Model	Product #	Volts	Amps	Watts	Brewing Capacity	Dimension	Weight	Cord Attached	Agencies
OL 20	20820.0001	120	17	2050	6 gal. (22.7 L)	23.5" H x 12" W x 18.5" D (59.7cm H x 30.5cm W x 47cm D)	34 lbs. (15.5 kg)	No	 
OL 35	20820.0002	120/240	15.6	3750	7.5 gal. (28.4 L)				
OT 15	20830.0000	120	13	1570	4.2 gal. (15.7 L)	22.4" H x 12" W x 18.3" D (56.9cm H x 30.5cm W x 46.5cm D)	32.7 lbs. (14.8 kg)	Yes	
OT 20	20830.0001		17.4	2090	5.3 gal. (19.9 L)		32.3 lbs. (14.7 kg)	No	
VLPF	07400.0005	120	13.3	1600	3.9 gal. (14.6 L)	17.4" H x 23.5" W x 13.1" D (44.2cm H x 59.7cm W x 33.3cm D)	26.3 lbs. (11.9 kg)	Yes	

Decanter Coffee Brewers



RT

- Five separately controlled warmers.
- All stainless steel construction.
- Models available with faucet. Faucet kits available for existing models.
- Designed to function well in low water pressure situations, the RL model can also be operated as a pourover unit.
- CRTF model has hot water faucet and pourover feature.
- Use BUNN paper filters - Product No. 20115.0000.


Decanters sold separately, see page 68.



RL



CRTF

Model	Product #	Dimension	Weight	Volts	Amps	Watts	Funnel Type	Brewing Capacity	Cord Attached	Agencies
CRTF5-35	13250.0023	17.1" H x 24.5" W x 18.2" D (43.4cm H x 62.2cm W x 46.2cm D)	50.2 lbs. (22.8 kg)	120/240	16.9	4050	Plastic	7.5 gal. (28.4 L)	No	
CRTF5-35	13250.0025		48 lbs. (21.8 kg)				Stainless			
RT	20835.0000	21.2" H x 24" W x 18.5" D (53.8cm H x 61cm W x 47cm D)	42 lbs. (19.1 kg)							
RTF (w/faucet)	20835.0004		46 lbs. (20.9 kg)							
RL	20825.0000	23.5" H x 24" W x 18.5" D (59.7cm H x 61cm W x 47cm D)	44 lbs. (20.0 kg)							



SRU

Automatic drip brewing of delicious coffee every time

3 GALLON URN



- Large water tank holds over 10 gallons.
- Draw off hot water during brewing cycle without affecting delivery of coffee.
- Brews full or half batches.
- Top mounted components ease service.
- Use BUNN paper filters - Product No. 20109.0000.

TWIN 3 GALLON URN

- Unique design assures extremely low evaporation loss to maintain the brew at its flavorful peak.
- Large water tank holds over 20 gallons.
- Use BUNN paper filters - Product No. 20109.0000.



U3

Model	Product #	Volts	Amps	Watts	Capacity	Dimension	Weight	Cord Attached	Agencies
SRU	06325.0001	120/208	19.4	4025	11.4 gal. (43.4 L)	33.5" H x 14"W x 24.6" D (85.1cm H x 35.6cm W x 62.5cm D)	73 lbs. (33.1 kg)	No	 
	06325.0002	120/240	16.8		75 lbs. (34.0 kg)				
U3 (Single Serve)	20500.0000	120/208	28	5825	16.3 gal. (61.7 L)	32.4" H x 34.5" W x 21" D (82.3cm H x 87.6cm W x 53.3cm D)	103 lbs. (46.8 kg)		
	20500.0001	120/240		6725	18.8 gal. (71.2 L)				