

Infusion Series® 3 Gallon Iced Tea Brewers



ITB



ITB
Dual Dilution



ITB-LP

Space-saving brewer yields a variety of flavor profiles and batch options with Digital Brewer Control

- Large tank provides back-to-back brewing capacity, allowing 3 or 5 gallon (11.4 to 18.9 litre) tea batches.
- Brews 16.3 to 26.7 gallons (61.7 to 101.1 litres) per hour from real tea leaves.
- Three recipe buttons and full/half options for maximum flexibility.
- Single button graphic overlay to customize user interface.
- Digital temperature control, pre-infusion, pulse brew and cold brew lockout.
- Easy Pulse interface allows automatic programming of pulse routine.
- Brew counter keeps track of batches brewed.
- Quickbrew (Q) funnel tip for easy conversion.

STANDARD ITB

- Brews into BUNN tea dispensers (except TDS-5).

DUAL DILUTION ITB

- Meet your volume needs; brew 3 gallons (11.4 litres) of iced tea into each dispenser and serve up to 6 gallons (22.7 litres) within a narrow footprint.
- Rotating brew basket, base adapter, color-coded decals, and dedicated dilution nozzles included.
- Specifically designed to accommodate and brew into two BUNN TDO-N-3.5 gallon dispensers (can also brew directly into standard tea dispensers).



SWEETENER MODEL

- Independently set each brew button's sweetener.
- Adjust sweetener volume with the Sweet Meter.
- "Out of Sweetener" indicator
- Separate sweetener inlet - use existing CO₂ systems or external 3rd party pump for sweetener delivery.

LOW PROFILE BREWER

- Brews directly into TDO-3.5 gallon LP dispenser with brew-through lid. (see page 54 for server and stand)
- Compact, low-profile styling for variety of spaces.

Dispensers sold separately, see page 54.

Model	Product #	Dimension	Weight	Volts	Amps	Watts	Brewing Capacity	Cord Attached	Agencies
ITB (29" trunk)	41400.0000	34" H x 11.6" W x 22" D (86.4cm H x 29.5cm W x 58.4cm D)	44 lbs. (20 kg)	120	14	1700	16.3 gal. (61.7 L)	Yes	 
ITB (with sweetener)	41400.0001								
ITB (Dual Dilution)	41400.0002	34" H x 12.2" W x 22.6" D (86.4cm H x 30.9cm W x 57.4cm D)							
ITB (Dual Dilution, with sweetener)	41400.0003								
ITB-LP	41400.0004	28.75" H x 11.57" W x 21.87" D (73cm H x 29.38cm W x 55.55cm D)	43 lbs. (19.5 kg)						

3 Gallon Iced Tea Brewers (TB3 & TB3Q only)



TB3

Fresh iced tea brewing solution with simple switch operation for a wide variety of dispensers

TB3 AND TB3Q

- Brews 3 gallons (11.6 litres) at a time directly into any style server.
- Quickbrew (Q) models available for shorter brewing cycles.
- Dispenser sold separately (except TB3Q w/TD4T).
- Use BUNN paper filters - Product No. 20100.0000.

LOW PROFILE TEA BREWER

- Brews directly into TDO-3.5 gallon LP dispenser with brew-through lid. (see page 54 for server and stand)
- Sleek, compact, low-profile styling to accommodate a variety of spaces.
- Quickbrew (Q) model for available shorter brewing cycle.

Dispensers sold separately, see page 54.





TB3Q-LP



TB3Q

TB3/TB3Q	Tea Dispensers
25.75" trunk	TD4,TDS-3,TDO-4
29" trunk	TD4,TD4T,TDS-3,TDS-3.5,TDO-4, TDO-5,TDO-N-3.5,TDO-N-4

Model	Product #	Dimension	Weight	Volts	Amps	Watts	Brewing Capacity	Cord Attached	Agencies
TB3 (29" trunk)	36700.0009	34" H x 11.6" W x 22" D (86.4cm H x 29.5cm W x 58.4cm D)	43 lbs. (19.5 kg)	120	14.4	1730	16.3 gal. (61.7 L)	Yes	 
TB3 (25.75" trunk)	36700.0030	31" H x 11.6" W x 22" D (78.7cm H x 29.5cm W x 58.4cm D)	42 lbs. (19.1 kg)						
TB3 (Ready Light, 29" trunk)	36700.0055	34" H x 11.6" W x 22" D (86.4cm H x 29.5cm W x 58.4cm D)	43 lbs. (19.5 kg)						
TB3Q (Quick Brew, 29" trunk)	36700.0013		42 lbs. (19.1 kg)						
TB3Q w/TD4T (29" trunk)	36700.0041		54 lbs. (24.5 kg)						
TB3Q (Quick Brew, 25.75" trunk)	36700.0059	31" H x 11.6" W x 22" D (78.7cm H x 29.5cm W x 58.4cm D)	41 lbs. (18.6 kg)				14.2		
TB3Q-LP	36700.0100	28.75" H x 11.5" W x 21.87" D (73cm H x 29.4cm W x 55.6cm D)	43 lbs. (19.5 kg)						
TB3-LP	36700.0102								
TB3 (with Sweetener 29" trunk)	36700.0043	34" H x 11.6" W x 22" D (86.4cm H x 29.5cm W x 58.4cm D)	44 lbs. (19.9 kg)		14.4	1730	16.3 gal. (61.7 L)		

Twin 3 Gallon Iced Tea Brewer




TB6

Fresh iced tea brewing solution with simple switch operation for a wide variety of dispensers

- Brews 16.3 to 26.7 gallons (61.7 to 101.1 litres) per hour from real tea leaves.
- Meet your volume needs; brew 3 gallons (11.4 litres) of iced tea into each dispenser and serve up to 6 gallons (22.7 litres) within a narrow footprint.
- Specifically designed to accommodate and brew into two BUNN Narrow Tea Dispensers (*can also brew directly into standard tea dispensers*).
- Includes rotating brew basket, base platform adapter, dedicated dilution nozzles and brew selection switch.
- Color coded decals help the operator properly align the brew basket, dispenser and choose the correct selection.
- Quickbrew (Q) model available for shorter brewing cycles.
- TB6 has adjustable steep time for more control over flavor extraction.

Dispensers sold separately, see page 54.

Model	Product #	Dimension	Weight	Volts	Amps	Watts	Brewing Capacity	Cord Attached	Agencies
TB6	36700.0300	34" H x 12.2" W x 22.6" D (86.4cm H x 30.9cm W x 57.4cm D)	43 lbs. (19.5 kg)	120	14.4	1730	16.3 gal. (61.7 L)	Yes	
TB6Q	36700.0301						26.7 gal. (101.1 L)		

Infusion Series® Tea and Coffee Brewers





ITCB



ITCB

ITCB	Tea Dispensers
25.75" trunk	TD4, TDS-3, TDO-4
29" trunk	TD4, TD4T, TDS-3, TDS-3.5, TDO-4, TDO-5, TDO-N-3.5, TDO-N-4



Space-saving combination brewer yields a variety of beverages with Digital Brewer Control and precise extraction control

- Large tank provides back-to-back brewing capacity and allows 3 or 5 gallon (11.4 to 18.9 litres) tea batches.
- Two programmable batch switches allow full and half batch brewing of iced tea.
- Brews into all BUNN iced tea dispensers (except TDS-5) and 1.9 to 3.8 litre airpots.
- BrewWISE® intelligence. 
- Brew counter for batches brewed.
- Equipped with tank drain.
- Black plastic coffee funnel and separate tea funnel.
- Stainless steel Smart Funnel® available. Product No. 32643.0000
- Compatible with BUNNlink®. 
- Use BUNN paper filters - Product No. 20100.0000.

SWEETENER MODEL

- Independently set each brew button's sweetener.
- Adjust sweetener volume with the Sweet Meter.
- "Out of Sweetener" indicator
- Separate sweetener inlet - use existing CO₂ systems or external 3rd party pump for sweetener delivery.

Airpots and dispensers sold separately, see pages 23 and 54.

Model	Product #	Dimension	Weight	Volts	Amps	Watts	Coffee Brewing Capacity	Tea Brewing Capacity	Cord Attached	Agencies
ITCB-DV (29" trunk)	35700.0000	34.04" H x 10.12" W x 23.22" D (86.5cm H x 25.7cm W x 58.98cm D)	50 lbs. (27.2 kg)	120	14	1700	4.5 gal. (17 L)	26.7 gal. (101 L)	Yes	 
ITCB-DV (29" trunk, flip tray)	35700.0019			120/208	13	2650	7.5 gal. (28.4 L)			
				120/240	15	3500				
ITCB-DV (25.75" trunk)	35700.0001	30.87" H x 10.12" W x 23.22" D (78.4cm H x 25.7cm W x 58.98cm D)		120	14	1700	4.5 gal. (17 L)			
ITCB-DV (25.75" trunk, Sweetner)	35700.0033									
ITCB-DV (25.75" trunk, flip tray)	35700.0020			120/208	13	2650	7.5 gal. (28.4 L)			
				120/240	15	3500				
ITCB-DV (29" trunk, 7-hole sprayhead)	35700.0002	34.04" H x 10.12" W x 23.22" D (86.5cm H x 25.7cm W x 58.98cm D)			120	14	1700			
				120/208	13	2650	7.5 gal. (28.4 L)			
				120/240	15	3500				
Tall Booster	35976.0003	13.8" H x 9" W x 12.75" D (35.1cm H x 22.9cm W x 32.3cm D)	6 lbs. (2.7 kg)							
Short Booster	35976.0002	10.55" H x 9" W x 12.75" D (26.8cm H x 22.9cm W x 32.3cm D)								

Infusion Series® Tea and Coffee High Volume Brewers





ITCB-Twin HV



ITCB-DV HV

Space-saving combination brewer yields a variety of beverages with Digital Brewer Control and precise extraction control



- Large tank provides back-to-back brewing capacity and allows 3 or 5 gallon (11.4 to 18.9 litres) tea batches.
- Two programmable batch switches allow full and half batch brewing of iced tea.
- Brews into all BUNN iced tea dispensers (except TDS-5) and 1.9 to 3.8 litre airpots.
- BrewWISE® intelligence. 
- Brew counter for batches brewed.
- Equipped with tank drain.
- Black plastic coffee funnel and separate tea funnel.
- Stainless steel Smart Funnel® available. Product No. 32643.0000
- Compatible with BUNNlink®. 
- Use BUNN paper filters - Product No. 20100.0000.

ITCB-TWIN HV

- Independently set each brew button's sweetener.
- Adjust sweetener volume with the Sweet Meter.
- "Out of Sweetener" indicator
- Separate sweetener inlet - use existing CO₂ systems or external 3rd party pump for sweetener delivery.

Servers and dispensers sold separately, see pages 27-28, and 54.

NOTE: Catalog icon legend can be found on page I.

Model	Product #	Dimension	Weight	Volts	Amps	Watts	Coffee Brewing Capacity	Tea Brewing Capacity	Cord Attached	Agencies
ITCB-DV HV	43000.0000	34.4" H x 10.12" W x 23.8" D (87.4cm H x 25.7cm W x 60.5cm D)	55 lbs. (24.9 kg)	120	14	1700	5.1 gal. (19.3 L)	26.7 gal. (101 L)	Yes	 
				208	13.8	2900	8.9 gal. (33.7 L)			
				240	16.8	4050	11.9 gal. (45.05 L)			
ITCB- Twin HV	35700.0001	34.4" H x 20.1" W x 23.8" D (87.4cm H x 51.2cm W x 60.5cm D)	55 lbs. (24.9 kg)	120	14	1700	4.5 gal. (17 L)			

Iced Tea and Iced Coffee Brewer and Dispensers



TCD-1

TCD

- Venturi valve creates siphon that pulls product through to mixing valve.
- Rear shut-off valve for cleaning dispenser.
- Accepts one gallon (3.8 litre) jugs in top of container or BIB.
- Built-in pressure regulator provides consistent product-to-water ratio.
- Mixes a range of 5:1 to 15:1 concentrate to water ratio.
- For use with tea concentrate only.



TCD-2



IC3

IC3

- Brews directly into any style portable server up to 20" tall (50.8 cm).
- Height is easily changed by adding or removing trunk extensions.
- Brew either 2 or 3 gallons (7.57 to 11.36 litres) of iced coffee at a time.
- Tailors flavor to customer preference.








TU5Q

5 GALLON TEA BREWER

- Generates top profits through large volume sales.
- Brew either 3 or 5 gallons (11.36 to 18.93 litres) of iced tea at a time.
- Can be set up to brew concentrate only for easier transport.

Dispensers sold separately, see page 54.

TEA CONCENTRATE DISPENSERS									
Model	Product #	Dimension	Weight	Volts	Amps	Watts	Dispensing Capacity	Agencies	
TCD-1	37750.0000	22.9" H x 12.8" W x 18.1" D (58.2cm H x 32.5cm W x 46cm D)	17.1 lbs. (7.8 kg)	No electrical required			45 gal. (170.3 L)		
TCD-2	37750.0002	22.9" H x 12.8" W x 18.9" D (58.2cm H x 32.5cm W x 48cm D)	19.6 lbs. (8.9 kg)				67 gal. (253.6 L)		
ICED COFFEE BREWERS									
Model	Product #	Dimension	Weight	Volts	Amps	Watts	Brewing Capacity	Cord Attached	Agencies
IC3	24450.0000	37.1" H x 12" W x 24" D (94.2cm H x 30.5cm W x 60.96cm D)	58 lbs. (26.3 kg)	120/208	19.5	4050	20 gal. (75.7 L)	No	 
Trunk Extension & Rear Panel	24427.0000		.08 lbs. (.04 kg)	Needed to accommodate the taller ICD4T dispenser.					
5 GALLON ICED TEA BREWERS									
TU5Q	24400.0000	38.5" H x 11.5" W x 24" D (97.8cm H x 29.6cm W x 60.96cm D)	51 lbs. (23.2 kg)	120	15	1800	28.5 gal. (107.9 L)	Yes	 

Iced Tea/Coffee Dispensers



TD0-4



TD4



TD4T



TDS-5



ICD-3



LP Stand



TDO-3.5 LP




TD0-5




TD0-N-3.5

54

4 GALLON SQUARE TEA DISPENSERS

Model	Product #	Dimension	Weight	Capacity	Handles	Agencies			
TD4 (solid lid)	03250.0003	17.1" H x 9.1" W x 15.7" D (43.4cm H x 23.1cm W x 39.9cm D)	12 lbs. (5.4 kg)	4 Gallons (15.1 L)	Side				
TD4 (brew-through lid)	03250.0006		11 lbs. (5.0 kg)						
TD4T (solid lid, tall)	03250.0004	22" H x 9.1" W x 15.7" D (55.9cm H x 23.1cm W x 39.9cm D)	13 lbs. (5.9 kg)						
TD4T (brew-through lid, tall)	03250.0005								
TD4T (brew-through lid, tall, no decal)	03250.0018								

43, 3.5, 4 GALLON CYLINDER STYLE TEA/COFFEE DISPENSERS

TDS-3	33000.0000	19" H x 9.8" W x 12.8" D (48.3cm H x 24.9cm W x 32.5cm D)	9.4 lbs. (4.3kg)	3 Gallons (11.4 L)	Side	
TDS-3.5	33000.0008	20.4" H x 9.8" W x 12.8" D (51.8cm H x 24.9cm W x 32.5cm D)	10 lbs. (4.5kg)	3.5 Gallons (13.2 L)		
TDS-5	33000.0001	25.6" H x 9.8" W x 14.8" D (65cm H x 37.8cm W x 37.6cm D)	12 lbs. (5.4 kg)	5 Gallons (18.9 L)		
ICD-3	33000.0002	20.6" H x 9.8" W x 14" D (52.3cm H x 37.8cm W x 35.6cm D)	10 lbs. (4.5kg)	3 Gallons (11.4 L)		
TD0-5	34100.0001	22" H x 10.7" W x 13.7" D (55.9cm H x 27.2cm W x 34.8cm D)	12 lbs. (5.4 kg)	5 Gallons (18.9 L)		
TD0-5 (brew-through lid)	34100.0003		14 lbs. (6.4 kg)	5 Gallons (18.9 L)		
TD0-4	34100.0000	19" H x 10.7" W x 13.7" D (48.3cm H x 27.2cm W x 34.8cm D)	12 lbs. (5.4 kg)	4 Gallons (15 L)		
TD0-4 (brew-through lid)	34100.0002					
TD0-3.5 (low profile)	37100.0000	9.75" H x 10.7" W x 13.7" D (24.8cm H x 27.2cm W x 34.8cm D)	8 lbs. (3.6 kg)	3.5 Gallons (13.2 L)	Front/Back	
TD0-N-3.5	39600.0001	21.6" H x 6.2" W x 13.5" D (54.9cm H x 15.7cm W x 34.3cm D)	12.3 lbs. (5.6 kg)	3.5 Gallons (13.2 L)		
TD0-N-4	39600.0002	21" H x 6.1" W x 23.6" D (53.3cm H x 15.2cm W x 60cm D)		4 Gallons (15 L)		
LP Server Stand	37675.0001	9.3" H x 11.5" W x 14" D (23.5cm H x 29.2cm W x 35.6cm D)	8.6 lbs. (3.9 kg)			