

Twin 3 Gallon Automatic Electric Coffee Urn

Features

Automatic Electric Coffee Urn

- Brews 16.3 to 31.2 gallons (61.7 to 118.2 liters) of perfect coffee per hour.
- Unique design assures extremely low evaporation loss to maintain the brew at its flavorful peak.
- Large water tank—over 20 gallons (75.8 liters).
- Draw off hot water during brewing cycle without affecting coffee quality.
- Half-batch option.
- Top mounted components for ease of service.
- All stainless steel construction.
- International electrical configurations available.



Model U3*

Dimensions: 32.4" H x 34.5" W x 21" D
(82.3cm H x 87.6cm W x 53.3cm D)

For current specification sheets and other information, go to www.bunn.com.

**International models may vary in appearance*

Related Products

Easy Clear® EQHP-10

Product No. : 39000.0004

Easy Clear® EQHP-10L

Product No. : 39000.0001

Easy Clear® EQHP-25

Product No. : 39000.0005

Easy Clear® EQHP-25L

Product No. : 39000.0002



U3 Paper Filters

Product No. : 20109.0000

Packed per case: 250

Dimensions: 7" Base x 5 1/4" Sidewall
17.78 cm Base x 13.34 cm Sidewall



Easy Pour® black decanter

Product No. : 06100.0201

Quantity: 1 (also packaged in quantities of 3 & 24)



Easy Pour® orange decanter (for decaf)

Product No. : 06101.0201

Quantity: 1 (also packaged in quantities of 3 & 24)



U3 Drip Tray (Optional)

Product No. : 07284.0000

All Stainless Steel



Model

Agency Listing

U3



Dimensions & Specifications

CANADA



Model	Product #	Volts	Amps	Tank Htr Watts	Total Watts	Capacity per hour	Cubic ft ³ /m ³	Weight lbs / kg	Cord Attached
U3 (SS)	20500.6000	120/208	27.8	5750	5775	16.3 gal/61.8 liter	16.9 / .48	105 / 47.6	No
U3 (SS)	20500.6004	120/240	28.2	6600	6775	18.8 gal/71.3 liter	16.9 / .48	105 / 47.6	No
U38 (SS)	20500.6072	120/208	38.5	7900	8000	31.2 gal/ 118.2 liter	16.9 / .48	105 / 47.6	No
U38 (SS)	20500.6076	120/240	33.3	7900	8000	31.2 gal/ 118.2 liter	16.9 / .48	105 / 47.6	No

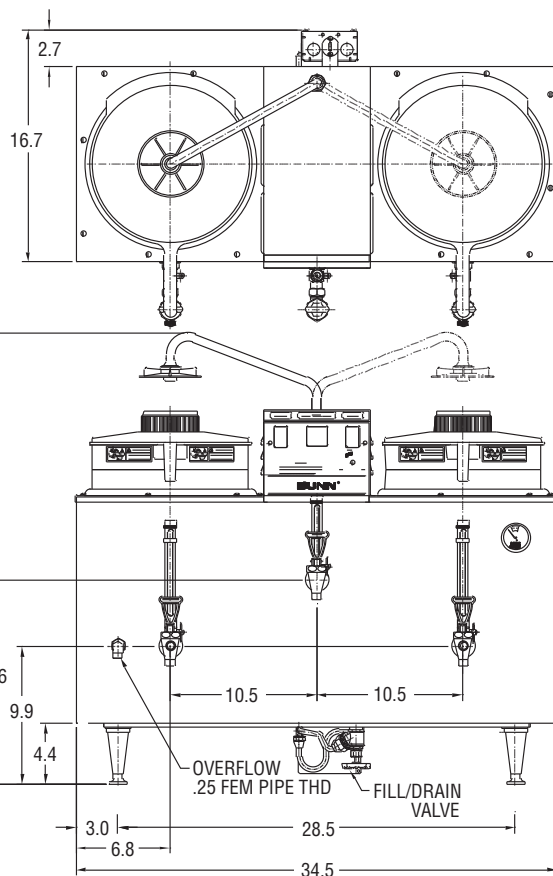
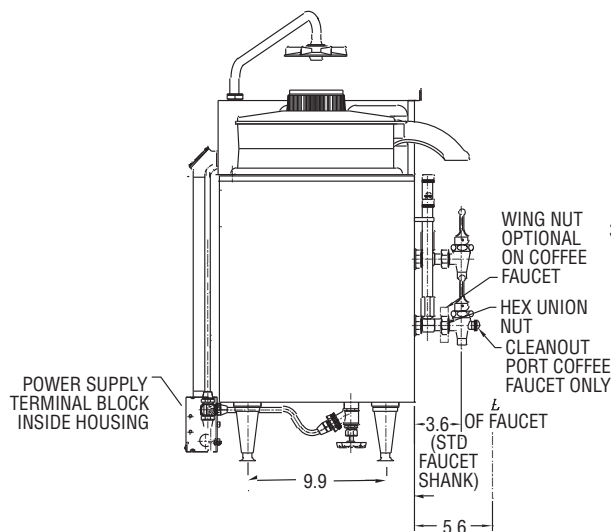
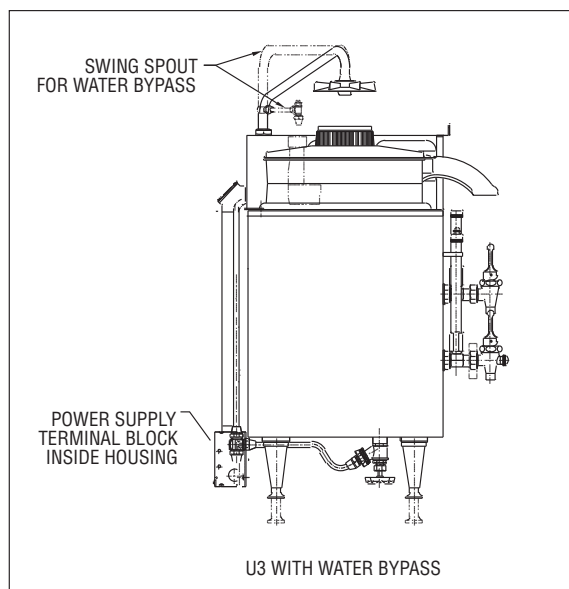
Note: SS=Single Service (Faucets on front only), DS=Double Service (Faucets on front & back) available as option - must specify.

Brewing capacity: based upon incoming water temp of 60°F (140°F rise).

Models listed as 120/208V or 120/240V must be connected to 208V or 240V electrical service respectively. Please refer to the installation manual.

Electrical: Model requires 3-wires plus ground service rated 120/240V, single phase, 60 Hz.

Plumbing: 20-90 psi (138-621 kPa). Supplied with 3/8" OD male flare fitting.



Bunn-O-Matic Corporation of Canada - 280 Industrial Pkwy. S. Aurora, Ontario L4G 3T9 • 905-841-2866 • Fax 905-841-2775 • www.bunn.com

BUNN® practices continuous product research and improvement. We reserve the right to change specifications and product design without notice. Such revisions do not entitle the buyer to corresponding changes, improvements, additions or replacements for previously purchased equipment.

All dimensions shown in inches. Bunn Corporation owns all copyrights relating to materials in this publication. Please contact Bunn Corporation to request permission to reproduce any portion of this publication.