

## BrewWISE® Single Soft Heat® DBC Brewer

ITEM#

PROJECT

DATE



### Single SH DBC with SH Server

*(servers sold separately)*

Dimensions: 35.8" H x 9.3" W x 23.1" D  
(90.9cm H x 23.6cm W x 58.7cm D)

## Features

### BrewWISE® Brewing System

- Brews ½, 1, or 1½ gallon (1.9, 3.8 or 5.7 litre) batches.
- Stores individual coffee and flavor profiles using adjustable water volume, bypass percentage, pulse brew and pre-infusion timing.
- Operate any combination of BrewWISE® equipment error-free with wireless brewer-grinder interface via Smart Funnel®.
- Reduce accidents with safety features that decrease hot splashes from funnel, eliminate brewing when funnel or server is not present.
- Troubleshoot all switches and electrical components from the front panel with advanced diagnostic service tools.
- Consistently brew perfect coffee using Digital Brewer Control with BUNN patented pulse brew.
- Brewers use patented SH servers, sold separately, with heat control with auto shut off once target temperature is reached.
- Simplify installation and calibration by creating your own recipe cards and dedicated funnels with the BrewWISE Recipe Writer using your PC (U.S. and English Windows® compatible).
- Brew capacity varies by model. See back for details.

For current specification sheets and other information, go to [www.bunn.com](http://www.bunn.com).

*International models may vary in appearance.*

## Related Products

**Easy Clear® EQHP-10**  
Product No. : 39000.0004



**Easy Clear® EQHP-10L**  
Product No. : 39000.0001

**Single/Dual Filter Pack**  
Product No. : 20138.0000



**BrewWISE® Recipe Writer (BRW)**




**Recipe Card**  
Product No.: 34447.0000

- Program a recipe to be used on brewer or grinder.



**Ad Card**  
Product No.: 34448.0000

- Program a message to appear on the brewer's display.






**G9-2T DBC**



**One Position Drip Tray**  
For use with Single/Single SH  
Product No.: 26830.0000



## Dimensions & Specifications

Model	Product #	Volts	Amps	Tank Heater Watts	Total Watts	Capacity	Shipping Weight	Cord Attached	Agency
Single SH DBC	33600.0003	230	16.2	3500	3723	10.6 gal./hr. (40.1 L/hr)	59 lbs. (26.8 kg)	No	CE  
Single SH DBC	33600.0005	200	19	3500	3800	10.6 gal./hr. (40.1 L/hr)	59 lbs. (26.8 kg)	No	
Single SH DBC	33600.0012	220	12.7	3500	2800	10.6 gal./hr. (40.1 L/hr)	59 lbs. (26.8 kg)	No	

*Note: Soft Heat® Brewers and Servers are sold, boxed and shipped separately.*

**Brewing capacity:** based upon incoming water temp of 60°F/15.5°C (140°F/60°C rise).

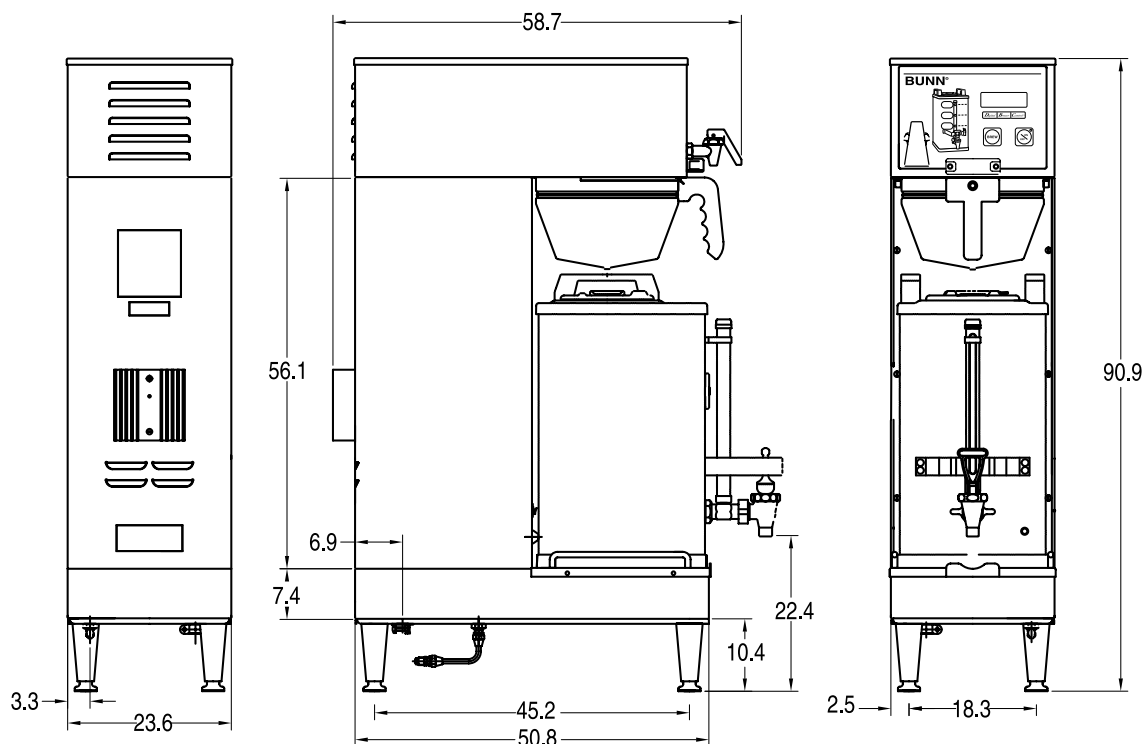
Equipped with funnel locks.

**Electrical:** 230 volt model requires 2-wires plus ground service rated 220-240V, single phase, 50/60Hz.

220 volt model requires 2-wires plus ground service rated 220-240V, single phase, 60Hz.

200 volt model requires 2-wires plus ground service, single phase, 50Hz.

**Plumbing:** 20-90 psi (138-621 kPa). Machine supplied with ¼" male fitting.



BUNN Corporation - 1400 Stevenson Drive Springfield, Illinois 62703 • USA • +1-217-529-6601 • Fax +1-217-529-2827 • [www.bunn.com](http://www.bunn.com)

BUNN® practices continuous product research and improvement. We reserve the right to change specifications and product design without notice. Such revisions do not entitle the buyer to corresponding changes, improvements, additions or replacements for previously purchased equipment.

**All dimensions shown in centimeters.** Bunn Corporation owns all copyrights relating to materials in this publication. Please contact Bunn Corporation to request permission to reproduce any portion of this publication.