



4460N Flat Top

Front-Breathing Self-Contained Flat Top Refrigerated Bases

Project _____
 Item _____
 Quantity _____
 CSI Section 11400
 Approved _____
 Date _____

4460N Flat Top: Front-Breathing Self-Contained Flat Top Refrigerated Bases

Models

- 4460N Two section refrigerator with doors
- D4460N Two section refrigerator with drawers



4460N

Standard Features

- All 4400 and 4500 Series units are 100% front breathing, which allows the unit to be pushed against a wall or built into a cabinet or an existing line up
- Durable, rugged stainless steel sides, top and front
- Features Delfield's exclusive ABS interior (on sides). ABS is extremely durable - it won't dent, chip or corrode and is backed by a limited lifetime warranty
- Heavy duty self-closing hinges
- "D" prefix models feature Delfield's exclusive new drawer system. Drawers are backed by a 10-year warranty on the track assembly
- Environmentally friendly R404A refrigerant
- High density foamed in place environmentally friendly, Kyoto Protocol Compliant, Non ODP (Ozone Depletion Potential), Non GWP (Global Warming Potential) polyurethane keeps energy costs low
- Black recessed quick grip handle
- Standard on 5" casters for easy cleaning and installation
- 60-cycle single phase electrical system

- 7' cord and plug supplied
- One epoxy coated wire shelf standard, installed per door section
- Electromechanical control
- One year parts and 90 day labor standard warranty

Options & Accessories

- 18" wide single tier overshelf
- Stainless steel finish on back
- Plastic laminate on front
- Additional wire shelves
- Door lock
- Exterior thermometer (door models only)
- Interior lights
- Glass door(s)
- 220V/50 Hertz electrical system*
- * Inclusion of this option will alter electrical specifications of the unit

Specifications

Exterior top is one-piece, 22-gauge stainless steel with integral square nosing on the front.

Exterior back and bottom are two-piece 24-gauge galvanized steel.

Exterior ends are stainless steel.

Interior sides are thermoformed ABS plastic with shelves supported on plugs. Interior back is one-piece 22-gauge stainless steel. Interior bottoms are thermofoamed ABS plastic. Base is fully insulated with high-density foamed in place environmentally friendly, Kyoto Protocol Compliant, Non ODP (Ozone Depletion Potential), Non GWP (Global Warming Potential) polyurethane.

Refrigeration system uses HFC-404A refrigerant. Compressor is 1/3 H.P., with condenser coil and hot gas condensate evaporator mounted on rear of the cabinet. Evaporator coils are located on the interior rear wall of the cabinet. Refrigerant flow is controlled by a capillary tube. Cabinet maintains an interior cabinet temperature of 36°F to 40°F (2°C to 4°C).

Electromechanical control is mounted on the right side of

the evaporator housing inside the cabinet. It allows the unit to maintain consistent temperatures in heavy duty conditions.

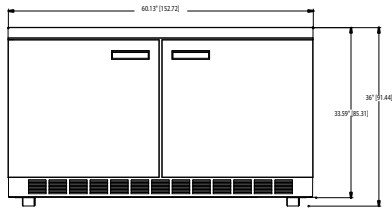
Electrical connection is 115 volt, 60 Hertz, single phase. Unit has a 7' (2.1m) long electrical cord and NEMA 5-15P plug.

Casters: Equipment is mounted on 5" (13cm) diameter plate casters with front two locking. Equipment clearance above the floor is 2.5" (6cm).

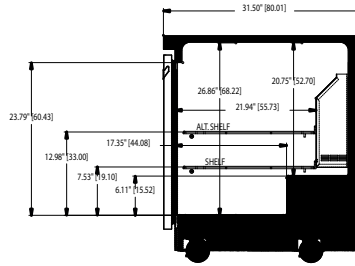
Door has a 24-gauge stainless steel exterior, with thermoformed ABS plastic interior liner.

Drawers have 24-gauge stainless steel exterior with thermoformed ABS plastic interior liner. Drawer frames are 12-gauge stainless steel. Drawer slides are 11-gauge stainless steel with Delrin bearings. Top drawer holds one full size 12" x 20" (30.5cm x 50.8cm), 4"-6" (10.2cm-15.2cm) deep pan, three 1/9 size pans and three 1/6 size pans. Bottom drawer holds one full size 12" x 20", three 1/9 size pans and three 1/6 size 4" deep pans. Pans are supplied by others.

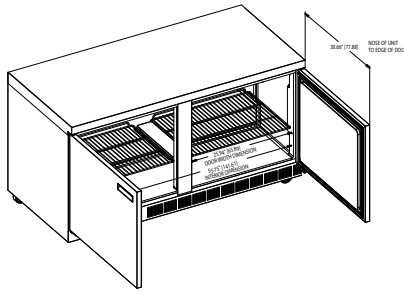




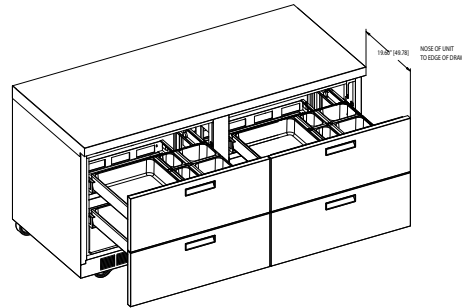
4460N Elevation View



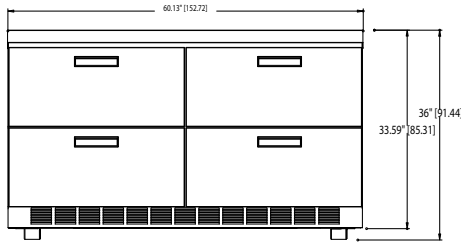
4460N Right Side View



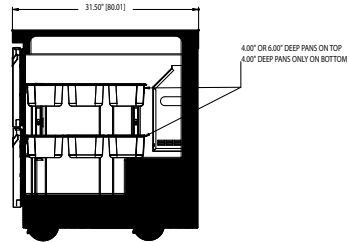
4460N ISO View



D4460N ISO View



D4460N Elevation View



D4460N Right Side View

INSTALLATION NOTE:

Refrigeration system is designed so that air will flow under the unit, through the compressor area and out the front of the unit. Any restriction to this air flow path will void the warranties.

PLEASE NOTE:

Air flow through the louver on the back of the unit is not necessary for operation, however, any air which passes through the louver is beneficial.

Specifications

Model	# of Shelves	Shelf Area	Storage Capacity	H.P.	V/Hz/Ph	Amps	Nema Plug	Ship Weight	Energy (KWH)
4460N	2	7.36ft ²	15.7ft ³	1/3	115/60/1	3.9	5-15P	340lbs/ 154kg	2.75
D4460N	NA	NA	3.48ft ³	1/3	115/60/1	3.9	5-15P	375lbs/170kg	NA

Delfield reserves the right to make changes to the design or specifications without prior notice.