



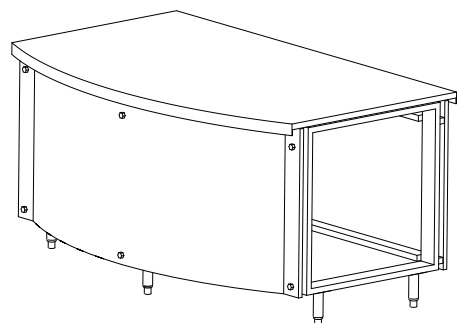
Concepts™ Serving Systems

Curved Utility Counter

Project _____
Item _____
Quantity _____
CSI Section 11400
Approved _____
Date _____

Models

- DCBU-48R 48" long curved utility counter
- DCBU-72R 72" long curved utility counter
- DCBU-96R 96" long curved utility counter
- DCBU-120R 120" long curved utility counter



DCBU-72R

Standard Features

- Heavy duty stainless steel top
- Reinforced stainless steel front and rear removable panels
- Heavy duty base support structure
- Standard on 6" legs
- 36" work height
- One year parts and labor standard warranty

Options & Accessories

- Granite, Hanstone and Solid Surface top materials
- Laminated base panels
- Finished stainless steel or laminated end panels
- Décor panels
- Graphics packages
- FlexiShield® foodshields
- Signage with overstructures, lights and heatlamps
- Plate shelf
- Mechanical access doors
- Drop-ins
- Casters (stand alone units only)
- Kickplates (units with legs only)
- Trayslides
- 34" and 30" work heights

Specifications

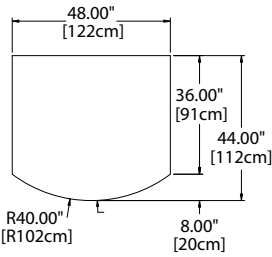
Exterior body is constructed of 0.75" Melamine reinforced front and rear panels with 22 gauge stainless steel skin and 1" polyethylene horizontal rib supports. Horizontal brace on rear is constructed of 18 gauge galvanized steel. The exterior ends are unfinished.

Exterior top is constructed of 14 gauge stainless steel. Horizontal top supports on front and rear are constructed with 18 gauge galvanized steel. Top end supports are 12 gauge stainless steel.

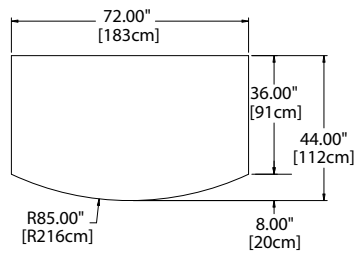
Interior base bottom is constructed of 16 gauge galvanized steel. Vertical base support braces are 14 gauge galvanized steel.

Legs: Bases mounted on 6.12" adjustable legs.

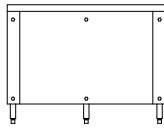




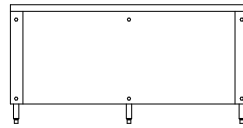
DCBU-48R Plan View



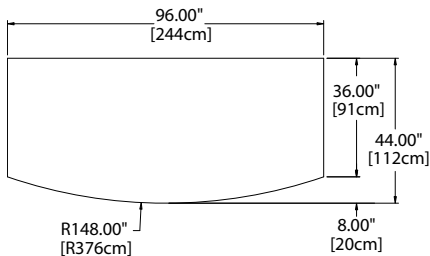
DCBU-72R Plan View



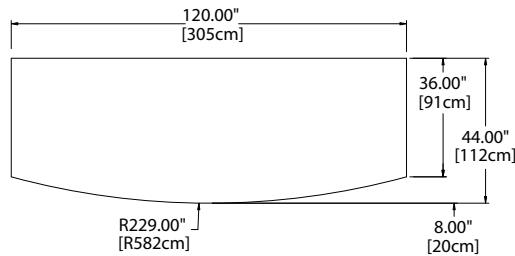
DCBU-48R Elevation View



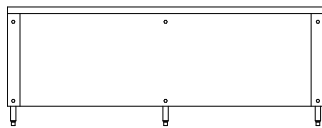
DCBU-72R Elevation View



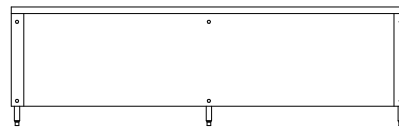
DCBU-96R Plan View



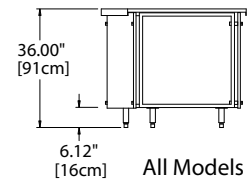
DCBU-120R Plan View



DCBU-96R Elevation View



DCBU-120R Elevation View



All Models
Side View

Specifications				
Model	Length	Depth	Height	Ship Weight
DCBU-48R	48.00"	44"	36.00"	297lbs/135kg
DCBU-72R	72.00"	44"	36.00"	360lbs/163kg
DCBU-96R	96.00"	44"	36.00"	423lbs/192kg
DCBU-120R	120.00"	44"	36.00"	540lbs/245kg

Delfield reserves the right to make changes to the design or specifications without prior notice.