



PROJECT	
ITEM #	
QUANTITY	DATE
APPROVAL	

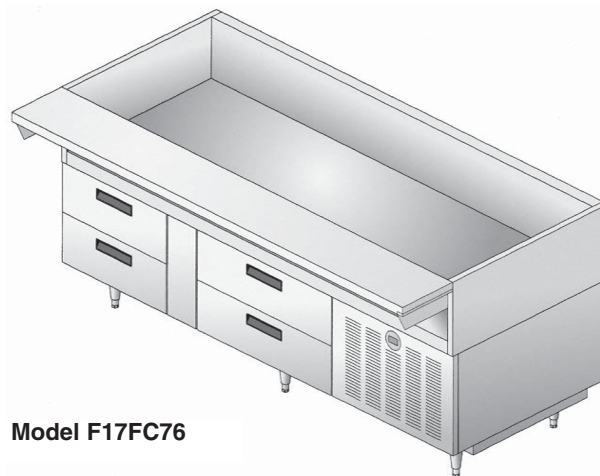
F17FC**Self-Contained Freezer Base Equipment Stands****Long Form Specifications**

Top is constructed of 18-gauge stainless steel, with integral front marine edge nosing and rear backsplash. Spline bars are made of 12-gauge stainless steel and run front to back on both the left and right stainless steel sides for support and spline purposes. Interior sub-top made of 22 gauge 2BF stainless steel is made integral with the top by injecting 2.00" of high density polyurethane foam between the exterior and interior tops. As a standard 14-gauge cutting board brackets are attached to each side and house a 1.25" thick x 9.5" deep maple cutting board.

Refrigerated base interior back and bottom is constructed of 22-gauge 2BF stainless steel. Exterior sides are made of 18-gauge stainless steel. Bottom and back are made of 22 gauge galvanized steel. Both left and right interior sides are formed of ABS plastic. The base is injected with 2.00" of high density polyurethane foam between the exterior and interior. Refrigerated base fronts are made of .095" thick ABS thermoformed plastic and backed up by ridged polyurethane water blown injection molded frames. The frames are an excellent thermo-break and superior structural material for fastening doors and drawers. Exterior machine compartment side is constructed with 18-gauge galvanized steel.

Single units are supplied with a wall-mounted bracket and threaded rod to allow installation of the unit against a solid surface. Units shipped as part of a line-up do not come standard with a wall mounted bracket assembly.

Full Extension Plus drawer system is a complete drawer system, which can operate independent of the unit it's installed in. Drawer system is sized to hold 12 x 20 x 4 " deep hotel pans and smaller fractional pans. Drawer system is all stainless steel construction for maximum durability. Outer drawer track is made of 11-gauge stainless and held in place with 12-gauge up right and cross supports. Drawer track rollers are made of Delrin™ 100 NC-10 and do not require grease for operation. Intermediate tracks are removable without tools and house Delfield's "anti-friction binary roller system". Drawer boxes are designed with "easy pan grip flanges". Tracks are designed with a stay shut feature that holds the drawer gasket tight to the base front on uneven floors. Exterior drawer fronts are made of 22- gauge stainless steel; and an interior made of ABS plastic with formed in channels to house the snap-in dart style santoprene gasket. A 12-gauge galvanized brace is foamed in place to be an integral part of the drawer front assembly. Each drawer front is injected with 1.87" of high density polyurethane foam between the exterior and interior. Handles are recessed black plastic and held in with a positive lock system.

**Model F17FC76**

Unit is supported with two 14-gauge leg rails that run the entire length of the unit. Leg rails are welded to the bottom side of the unit and are tied together with two 12-gauge braces running front to back. Caster/leg boxes are welded inside the leg rail and 6.12" adjustable stainless steel legs are mounted as standard with (4) 5/16" bolts.

Self-contained models have a pre-wired condensing unit and a digital thermometer installed in the machine compartments (standard on right) louver panel. Units are supplied with an 8' cord and plug. Interior freezer base cabinet will maintain 0° to 5°F temperatures at 100°F ambient room temperature.

Freezer system components are HFC-404A. Interior cabinet is cooled with mullion style blower coils (coated) mounted between each door/drawer section for very even air and temperature control. Electrical connections are 115V-60H-1PH.

Optional Accessories and Modifications

- | | |
|-------|---|
| 505B | Stainless steel back |
| 906A | Stainless steel end |
| 505F | Laminate facing (drawers only) |
| 905A | Laminate back |
| 906E | Laminate end |
| 1027A | Casters |
| 104 | Doors, except 32" |
| 108 | Locks |
| 213 | *220V/50 cycle electrical |
| | *Inclusion of this option will alter electrical specifications. |

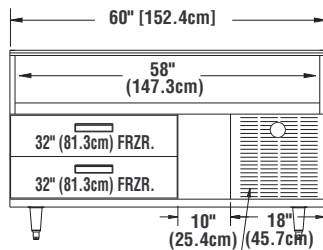


Delfield's
MARK7
modular equipment

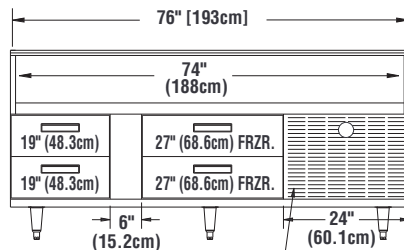


F17FC

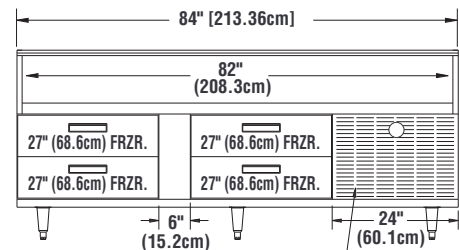
Self-Contained Freezer Base Equipment Stands



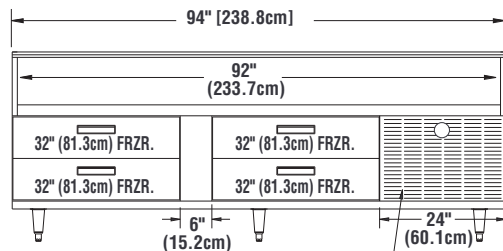
1/2 HP 115V-60C-1PH
**ELEVATION VIEW
F17FC60**



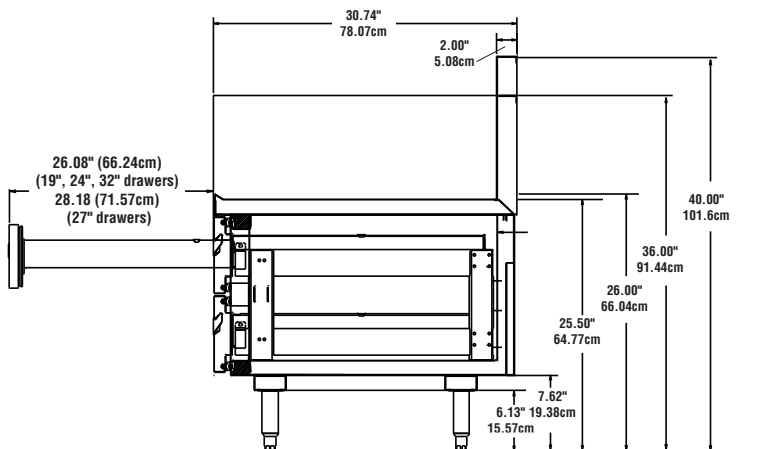
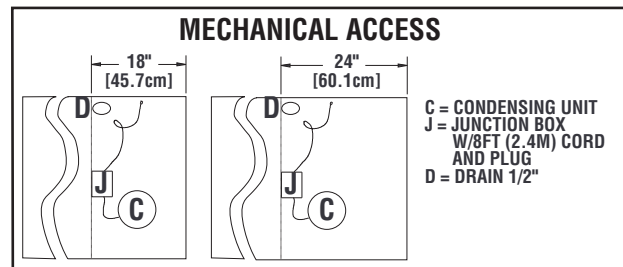
3/4 HP 115V-60C-1PH
**ELEVATION VIEW
F17FC76**



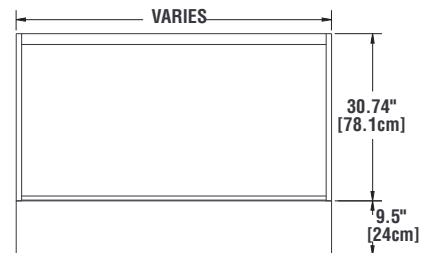
3/4 HP 115V-60C-1PH
**ELEVATION VIEW
F17FC84**



3/4 HP 115V-60C-1PH
**ELEVATION VIEW
F17FC94**



END VIEW ALL MODELS



**PLAN VIEW
ALL MODELS**

Mechanical Data—Standard Unit

MODEL NUMBER	NUMBER OF DRAWERS	PAN* CAPACITY	H.P.	VOLTS, HERTZ PHASE	AMPS	BTU DESIGN LOAD	BTU SYSTEM CAPACITY	SHIP WEIGHT
F17FC60	(2) 32"	4	1/2	115/60/1	12.0	1242	1776	450 lbs/ 208 kg
F17FC76	(2) 19" & (2) 27"	6	3/4	115/60/1	12.0	1461	2713	600 lbs/ 272 kg
F17FC84	(4) 27"	8	3/4	115/60/1	12.0	1647	2713	635 lbs/ 288 kg
F17FC94	(4) 32"	8	3/4	115/60/1	12.0	1879	2713	710 lbs/ 322 kg

*12" x 20" x 4" deep pans not included.

A 5-15P NEMA plug is used on 60" units and a 5-20P NEMA plug is used on 76", 84" & 94" units.