

PROJECT	
ITEM #	
QUANTITY	DATE
APPROVAL	

## SCFM

### Mobile Milk and Ice Cream Counters

#### Short Form Specifications

**Exterior body** is constructed of 18-gauge stainless steel side panels and 14-gauge galvanized bottom. All exterior side panels are reinforced with overlapping corners and are welded in place. All body cutouts are reinforced with 14-gauge galvanized channel supports.

**Exterior top** is constructed of 14-gauge stainless steel, welded, ground and polished into one integral unit. Top is fabricated with square exterior corners. Top has die-stamped openings and is provided with hinged removable lids. Lids are constructed of stainless steel and have a rubber gasket seal.

**Refrigerated and Freezer Compartments** unit has one refrigerated and one freezer compartment each. Compartments have water-tight inner liner constructed of 22-gauge stainless steel, with radius corners and 1.5" (3.8cm) of polyurethane insulation. Both compartments are equipped with a drain plumbed to a drain valve located in the bottom of the unit. Refrigerated and freezer compartments are equipped with automatic self leveling, field adjustable elevators. Divider trays are supplied.

**Refrigeration** copper refrigeration coils are attached to outside of inner liner. Unit is refrigerated by self-contained, 115 volt, 60 Hertz, single phase hermetically sealed condensing unit with pressure control. Unit is wired with a 3-wire, grounded, maximum 10' (3m) 120 volt cord and plug.

**Casters** unit is mounted on 5" (12.7cm) diameter swivel casters with non-marking polyolefin tires and plate brakes. Overall height of caster assembly is 6" (15.2cm).

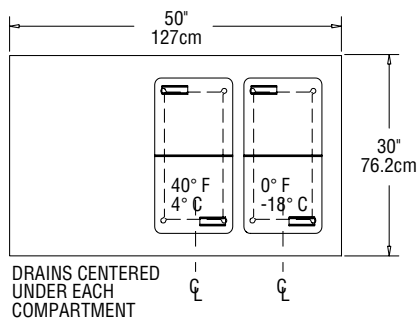


Model SCFM-50

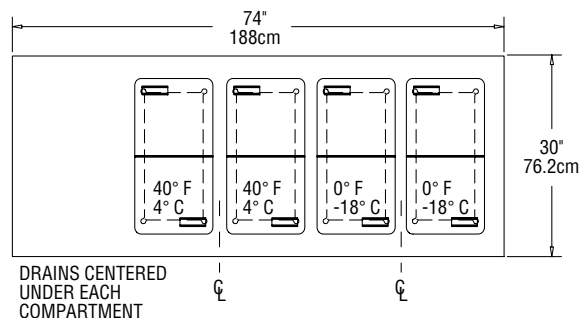
#### Optional Accessories and Modifications

- A) 12" (30.5cm) wide stainless steel fold-down tray slide
- C) 10" (25.4cm) wide three-bar fold-down tray slide
- E) 10" (25.4cm) wide stainless steel fold-down work shelf
- F) Line-up interlock device
- R) 10" x 17" x 4" (25.4cm x 43.2cm x 10.2cm) deep chrome wire baskets
- S) Stainless steel lid locking device with keyed lock
- ST) Stainless steel trim strips
- U) 14" x 30" (35.6cm x 76.2cm) stainless steel end drop shelf
- V) 6" (15.2cm) high adjustable stainless steel legs in lieu of casters
- X) Laminate exterior panels in lieu of stainless steel exterior panels

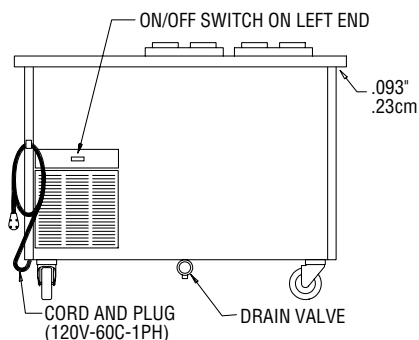




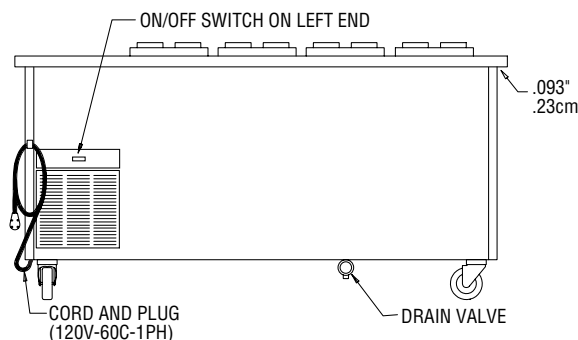
**PLAN VIEW  
SCFM-50**



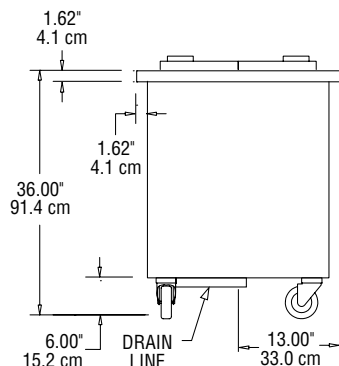
**PLAN VIEW  
SCFM-74**



**ELEVATION VIEW  
SCFM-50**



**ELEVATION VIEW  
SCFM-74**



**END VIEW  
ALL MODELS**

## Mechanical Data—Standard Unit

MODEL NUMBER	MILK CAPACITY*	ICE CREAM CAPACITY**	H.P.	VOLTS/HERTZ/ PHASE	AMPS	NEMA PLUG	SHIP WEIGHT
<b>SCFM-50</b>	126	210	1/4	120/60/1	6.0	5-15P	500 lbs/227 kg
<b>SCFM-74</b>	252	420	1/3	120/60/1	8.0	5-15P	590 lbs/268 kg

\*Based on 0.5 pint (237ml), 2.75" x 2.75" (7cm x 7cm) gable top cartons.

\*\*Based on 3 oz. (85g), 3" (7.6cm) diameter cups.

The Delfield Company, 980 S. Isabella Rd., Mt. Pleasant, MI 48858, U.S.A. • (800) 733-8821 • Fax (800) 669-0619 • [www.delfield.com](http://www.delfield.com)

Delfield reserves the right to make changes in design or specifications without prior notice. ©2002 The Delfield Company. All rights reserved. Printed in U.S.A.

SSSCFM 02/02