

SPHM

Heated Merchandising Module, 34" counter height, 30" depth

MODELS

- ☐ **SPHM-50** 50" length, heated merchandising module, 34" counter height, 30" depth
- ☐ **SPHM-64** 64" length, heated merchandising module, 34" counter height, 30" depth



SPHM-50



STANDARD FEATURES

Base Section

- 14-gauge stainless steel top standard
- 34" counter height, 30" depth
- 18-gauge stainless steel exterior body
- Base of unit has dry storage; lid rack or basket rack optional
- Hinged door(s) with black ABS recessed door handle standard
- Standard on 5" diameter polyurethane swivel casters
- Stainless steel fully retractable interlock provided as standard
- Laminate section has 18-gauge galvanized base and 16-gauge coved corner supports to protect laminate
- A wide selection of laminate colors available at no additional charge
- One-year parts and 90 day labor standard warranty. Additional warranties available.

Display Section

- 9' long cord and plug are supplied standard
- Top heated cabinet maintains NSF4 requirements; holds product temperatures at 140 degrees
- Two sliding doors standard, easily removable for serving period
- Cabinet interior has lighting to enhance merchandising
- Heated merchandiser accommodates 13.25"x20.5"x2.5" or 13.25"x20.5"x4.75" size baskets
- Sloped peak of heated cabinet accommodates baskets for added merchandising
- Meets UL, NSF2, NSF4 and CEC standards

OPTIONS AND ACCESSORIES

- ☐ Lid storage rack
- ☐ Basket storage rack
- ☐ 16"x30" Stainless steel drop tray shelf
- ☐ Stainless steel cash shelf
- ☐ Tray slides
 - V-style
 - Tubular bar
- ☐ 2" Wire basket (13.25"x20.5"x2.5")
- ☐ 4" Wire basket (13.25"x20.5"x4.75")
- ☐ Decal package
- ☐ Canopy

SPECIFICATIONS

Exterior: Exterior body is constructed of 18-gauge stainless steel side panels or 18-gauge galvanized reinforced laminate panels. 14-gauge galvanized bottom. All exterior side panels are reinforced with overlapping corners and are welded in place. All insert cutouts are reinforced with 14-gauge galvanized channel supports.

Exterior top is constructed of 14-gauge stainless steel, welded, ground and polished into one integral unit. Top is fabricated with square exterior corners with fully hemmed nosing on all sides. Stainless steel fully retractable interlocks are installed on opposing corners and locks units into a complete serving system.

Interior Heated Merchandiser: The heated merchandiser is constructed with a stainless steel tubing frame, 18-gauge slanted top and Plexiglas ends and sliding doors. It contains a heat lamp and incandescent light along with a heating element with a circulating fan.

The merchandiser is heated by a 120 volt food warmer, mounted under the center shelf. The temperature control (infinite switch) for the food warmer is located behind the right hand hinged door of the operator side. There is a circulating fan for the lower work surface, this allows for even temperatures across the lower area. The circulating fan assembly incorporates a 700 watt 120 volt heating element. The merchandiser is designed to hold product above 140°F.

The upper shelf has a 120 volt incandescent light located directly above.

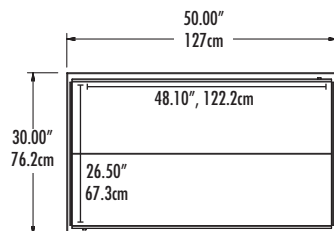
Interior Base: The base contains a stainless steel dry hinged storage insert. Stainless steel hinged doors have black ABS recessed handles and welded stainless steel flag hinges. Heated merchandiser controls are contained inside storage area and on/off power switch is behind self closing stainless steel cover for tamper resistance.

Electrical: Electrical connections shall be 120 volt, 60 Hertz, single phase. Unit shall have a 9' long electrical cord and NEMA 5-20P plug. Cord is standard on the operator right side of equipment. Double cord hook is located on the bottom of the unit.

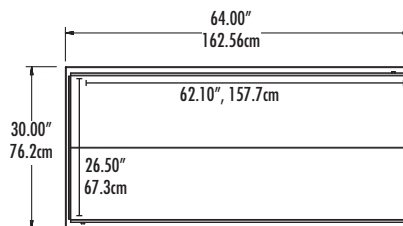
Casters: Unit is mounted on 5" (12.7cm) diameter swivel polyurethane casters with non-marking tires and plate brakes. Casters are bolted directly to the 14-gauge bottom of the base. Overall height of caster assembly is 6.00" (15.2cm).

Styling: Units are standard with 18-gauge stainless steel exterior sides. Laminate is an option available at no additional charge. Decal packages and canopies are also available.

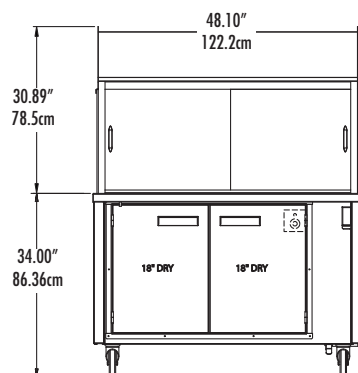
SPHM - Heated Merchandising Module, 34" height, 30" depth



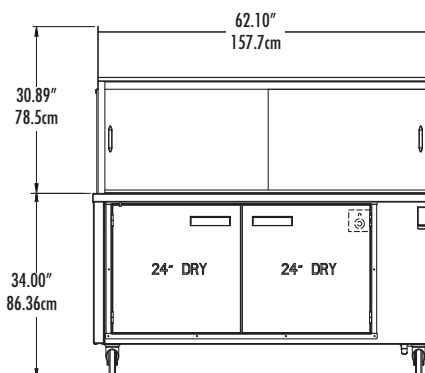
Plan View SPM-50



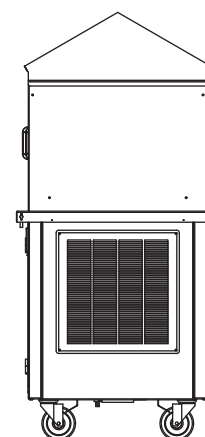
Plan View SPM-64



Elevation View SPM-50



Elevation View SPM-64



Right End View
All Models

MECHANICAL DATA:

MODEL NUMBER	TYPE	BASKET CAPACITY (HEATED SECTION)	BASE STORAGE CAPACITY CU. FT.	AMPS	VOLTAGE	WATTS	NEMA PLUG	SHIP WEIGHT
SPHM-50	HEATED DISPLAY MODULE	6 (13.25X20.5X2.5) 3 (13.25X20.5X4.75)	13.63	14.7	120	1770	5-20P	440
SPHM-64	HEATED DISPLAY MODULE	8 (13.25X20.5X2.5) 4 (13.25X20.5X4.75)	18.17	16.3	120	1960	5-20P	490