

# SRB

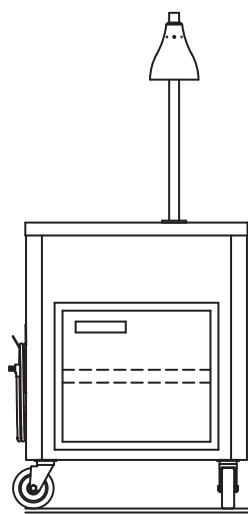
## Mobile Carving Counters

Project \_\_\_\_\_  
Item \_\_\_\_\_  
Quantity \_\_\_\_\_  
CSI Section 11400  
Approved \_\_\_\_\_  
Date \_\_\_\_\_

# SRB: Mobile Carving Counters

### Models

- SRB - Mobile Carving Counter



SRB

### Standard Features

- 18-gauge stainless steel exterior body
- 14-gauge galvanized bottom
- 14-gauge stainless steel top
- Exterior panels reinforced with overlapping corners, welded in place
- All body cutouts reinforced with 14-gauge channel supports
- Standard on 5" diameter polyurethane swivel casters for easy cleaning
- Counters are standard with stainless steel removable carving tray, heated au jus well, nonadjustable infrared heat lamp, dry under storage compartment with hinged doors
- 10' cord and plug are standard
- 60 Hertz, single phase electrical standard
- Standard with dry hinged door storage compartment with shelf
- One year parts and 90 day labor standard warranty

### Options & Accessories

- Tray slides and work shelves
- 10" (25.4cm) wide composite fold-down cutting boards
- Line-up interlock device
- 120V/60Hz/1Ø, 10 amp convenience outlet with breaker
- Stainless steel trim strips
- Heated understorage (667 watt heating element) with wire shelf
- 14" x 30" (35.6cm x 76.2cm) stainless steel end drop shelf
- 6" (15.2cm) high adjustable stainless steel legs in lieu of casters
- Laminate exterior panels in lieu of stainless steel exterior panels

### Specifications

**Exterior Body** is constructed of 18-gauge stainless steel side panels and 14-gauge galvanized bottom. All exterior side panels are reinforced with overlapping corners and welded in place. All body cutouts and stress points are reinforced with 14-gauge galvanized channel supports.

**Exterior Top** is constructed of 14-gauge stainless steel, welded, ground and polished into one integral unit. Top is fabricated with square exterior corners.

**Carving Tray;** unit has a removable, stainless steel, perforated carving tray, pan and meat holder. A 250 watt heat lamp is mounted directly over the carving tray. Underneath the carving area is a stainless steel lining for easy cleaning.

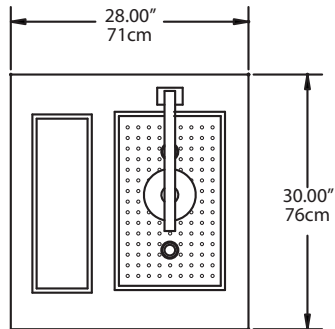
**Au Jus Well;** unit has a 250 watt heated stainless steel au jus well with adjustable thermostat and stainless steel insert pan. Heat lamp and au jus well are wired to a 120 volt, 60 Hertz, single phase, 3-wire grounded, maximum 10' (3m) cord and plug.

**Dry Compartment;** unit has a one-door dry compartment constructed of 18-gauge stainless steel. Compartment is equipped with a shelf. Door has double-wall construction, with

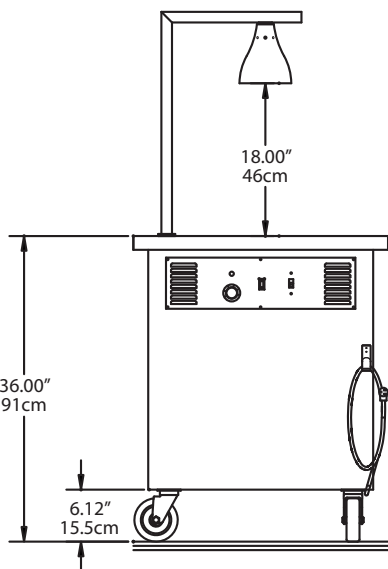
a stainless steel front panel.

**Casters:** units are mounted on 5" (12.7cm) diameter swivel casters with non-marking polyurethane tires and plate brakes. Overall height of casters assembly is 6.12" (15.5cm).

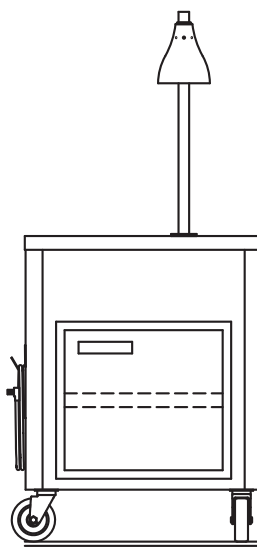




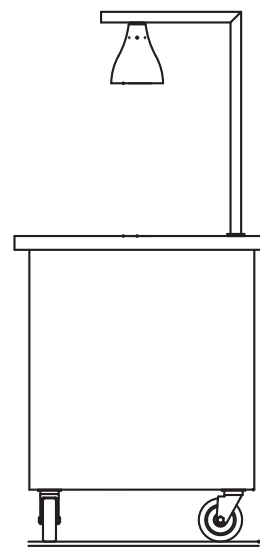
Elevation View



Operator Side View



Plan View



Customer Side View

Specifications

Model	# of Doors	# of Shelves	V/Hz/Ph	Amps	Nema Plug	Ship Weight
SRB	1	1	120/60/1	5.0	5-15P	180lbs/82kg

Delfield reserves the right to make changes to the design or specifications without prior notice.