

KRB

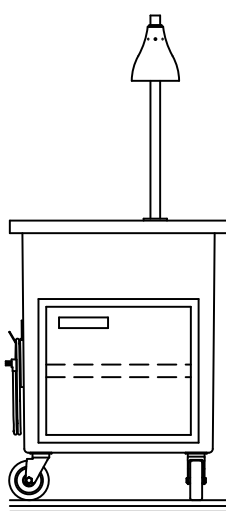
Mobile Carving Counters

Project _____
Item _____
Quantity _____
CSI Section 11400
Approved _____
Date _____

KRB: Mobile Carving Counters

Models

- KRB - Mobile Carving Counter



KRB

Standard Features

- One piece, enclosed molded fiberglass pylon (base), fully rounded corners, permanent color
- Corners and center sides reinforced with galvanized bracing, laminated into the fiberglass
- 14-gauge tops
- Standard on 5" diameter polyurethane swivel casters for easy cleaning
- Caster mounting plates laminated into base
- All body cutouts reinforced with 14-gauge channel supports
- 10' long cord and plug supplied
- Stainless steel removable carving tray, heated au jus well, nonadjustable infrared heat lamp, dry under storage compartment with hinged doors
- Standard with dry hinged door storage compartment with shelf
- One year parts and 90 day labor standard warranty

Options & Accessories

- Tray slides and work shelves
- 10" (25.4cm) wide composite fold-down cutting boards
- Line-up interlock device
- 120V/60Hz/1Ø, 10 amp convenience outlet with breaker
- Stainless steel trim strips
- Heated understorage (667 watt heating element) with stainless steel shelf
- Molded fiberglass trim strips
- 14" x 30" (35.6cm x 76.2cm) stainless steel end drop shelf
- 6" (15.2cm) high adjustable stainless steel bullet feet in lieu of casters

Specifications

Exterior Body is seamless, one-piece molded fiberglass, having perfectly smooth exterior surface with all corners fully rounded. The fiberglass reinforced polyester (F.R.P.) is molded with permanent color. Stress points are internally reinforced.

Exterior Top is constructed of 14-gauge stainless steel, welded, ground and polished into one integral unit. Top is fabricated with square exterior corners.

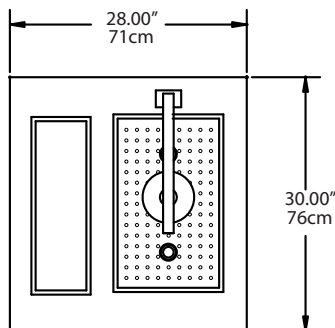
Carving Tray; unit has a removable, stainless steel, perforated carving tray, pan and meat holder. A 250 watt heat lamp is mounted directly over the carving tray. Underneath the carving area is a stainless steel lining for easy cleaning.

Au Jus Well; unit has a 250 watt heated stainless steel au jus well with adjustable thermostat and stainless steel insert pan. Heat lamp and au jus well are wired to a 120 volt, 60 Hertz, single phase, 3-wire grounded, maximum 10' (3m) cord and plug.

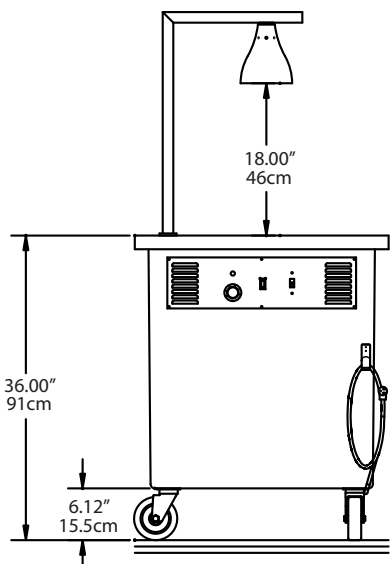
Dry Compartment; unit has a one-door dry compartment constructed of 18-gauge stainless steel. Compartment is equipped with a shelf. Door has double-wall construction, with a stainless steel front panel.

Casters: units are mounted on 5" (12.7cm) diameter swivel casters with non-marking polyurethane tires and plate brakes. Overall height of casters assembly is 6.12" (15.5cm).

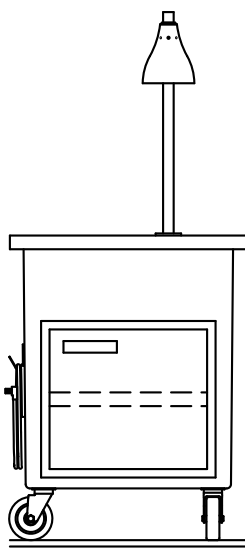




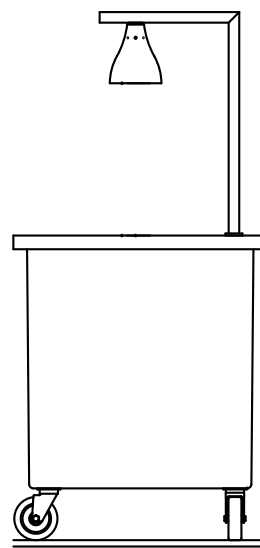
Elevation View



Operator Side View



Plan View



Customer Side View

Specifications

Model	# of Doors	# of Shelves	V/Hz/Ph	Amps	Nema Plug	Ship Weight
KRB	1	1	120/60/1	5.0	5-15P	180lbs/82kg

Delfield reserves the right to make changes to the design or specifications without prior notice.