

SE-TS/SES-TS

Mobile Tray Stands

Short Form Specifications

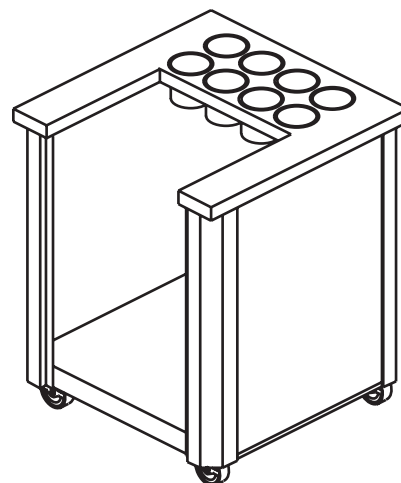
Exterior Body: Open frame construction with 16-gauge stainless steel corners: 16-gauge stainless steel full bottom shelf and stainless steel C channel front and sides for optional accent panels.

Exterior Top: Constructed of 16-gauge stainless steel, welded, ground and polished into one integral unit. Top is fabricated with square exterior corners.

Casters: Units are mounted on 5" (12.7cm) diameter swivel casters with non-marking polyolefin tires and plate brakes. Overall height of caster assembly is 6" (15.2cm).

Optional Accessories and Modifications

SE-A	10" stainless steel fold-down tray slide
SE-D	8" polyethylene fold-down cutting board
SE-E	8" stainless steel fold-down work shelf
SE-F	Interlock device
SE-Q	115/15A outlet
SE-U	14"x29" stainless steel end drop shelf
SE-V	Adjustable stainless steel leg
SE-SL	Sliding door
SE-FE	Ferruled hole - 1" diameter
SE-SW8	Eight silverware cutouts with plastic cylinders



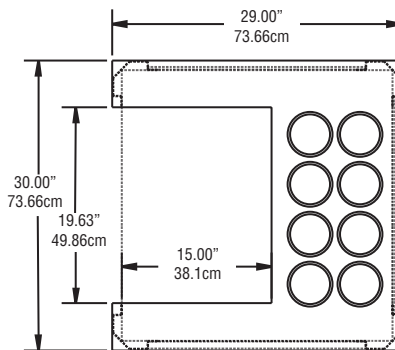
SES-TS

(shown with optional SE-SW8,
8 silverware containers.)

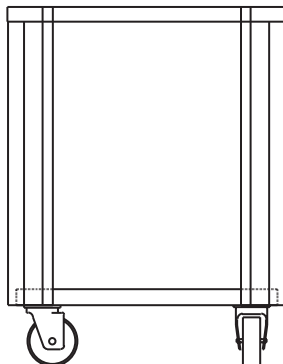


SE-TS/SES-TS

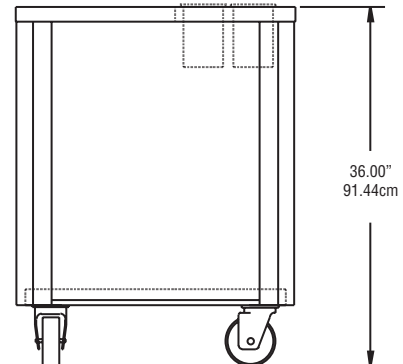
Mobile Tray Stand



PLAN VIEW



END VIEW



END VIEW

Mechanical Data - Standard Unit

MODEL NUMBER	Description	L	D	H	SHIP WT	FRT. CLASS
Mobile Tray Stand						
SE-TS	Tray Stand	30"	29"	36"	140	100
SES-TS	Tray Stand	29"	29"	30"	140	100



The Delfield Company, 980 S. Isabella Road, Mt. Pleasant, MI 48858, U.S.A. • (800) 733-8821 • Fax (800) 669-0619 • www.delfield.com

Delfield reserves the right to make changes in design or specifications without prior notice. ©2004 The Delfield Company. All rights reserved. Printed in the U.S.A.

DSTS 02/04