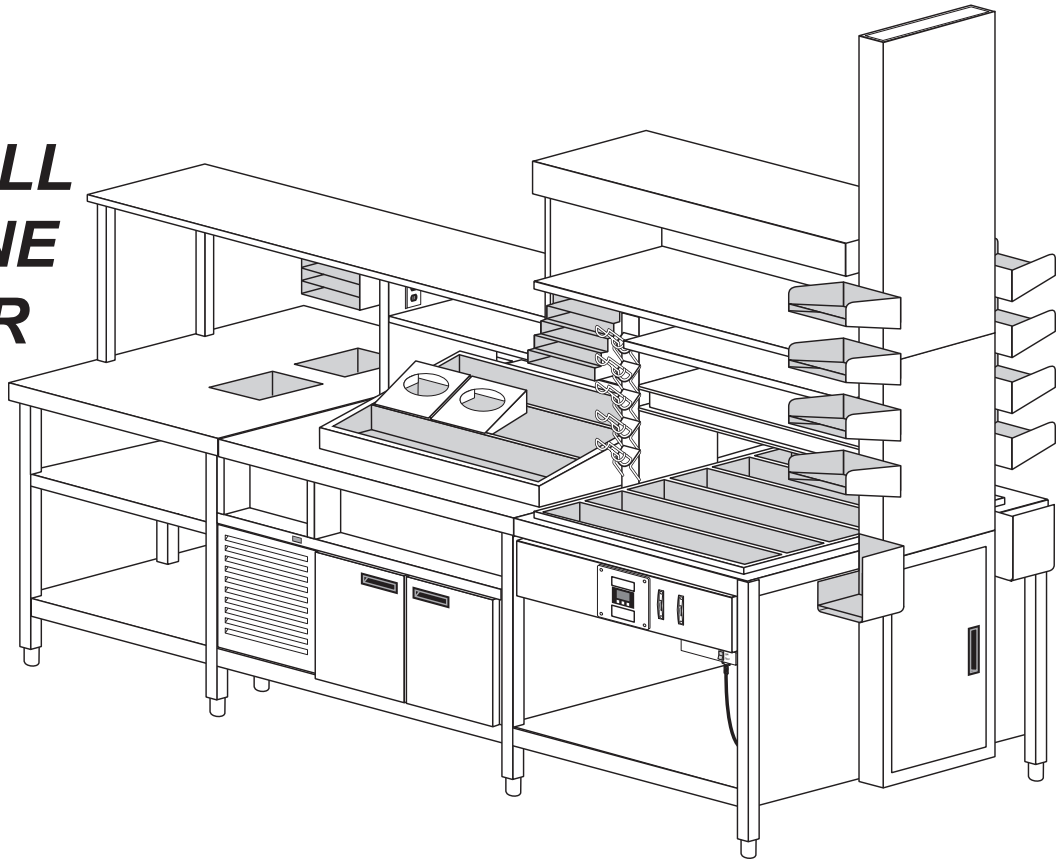




Illustrated Parts List

TACO BELL DUAL-LINE COUNTER



*This manual is Copyright © 2007 Duke Manufacturing Company. All rights reserved.
Reproduction without written permission is prohibited. Duke is a registered
trademark of the Duke Manufacturing Company.*

Duke Manufacturing Company

2305 N. Broadway • St. Louis, MO 63102

800.735.3853 • 314.231.1130

Fax: 314-231-5074

www.dukemfg.com



TABLE OF CONTENTS

TRI-CHANNEL COLD PAN	
Table: PL-1 Tri-Channel Cold Pan Parts List	4
Figure: PL-1 Tri-Channel Cold Pan Exploded View	5
REFRIGERATED BASE UNIT	6
Table: PL-2 Refrigerated Base Unit Parts List	6
Figure: PL-2 Refrigerated Base Unit Exploded View	7
DRY CHANNEL WARMER	8
Table: PL-3 Dry Channel Warmer Parts List	8
Figure: PL-3 Dry Channel Warmer Exploded View	9

TRI-CHANNEL COLD PAN

ITEM	QTY.	PART NUMBER	DESCRIPTION
1	1	216380	Condensing Unit, 120VAC, 60Hz, S/HP
2	1	217811	Motor, Electric, Fan, 120VAC
3	1	217810	Fan Bracket
4	1	217812	Fan Blade
5	1	212450	Tri-Channel Control, Temperature
6	1	216600	Capillary Tube, .093OD x .0412ID (10')
7	1	212288	Switch, Tri-Channel Main Power
Not shown	1	216386	Valve, Auto Exp. I-Line TB
Not shown	1	214947	Filter, 9.375" x 9.875" x .3125"

Table: PL-1 Tri-Channel Cold Pan

TRI-CHANNEL COLD PAN

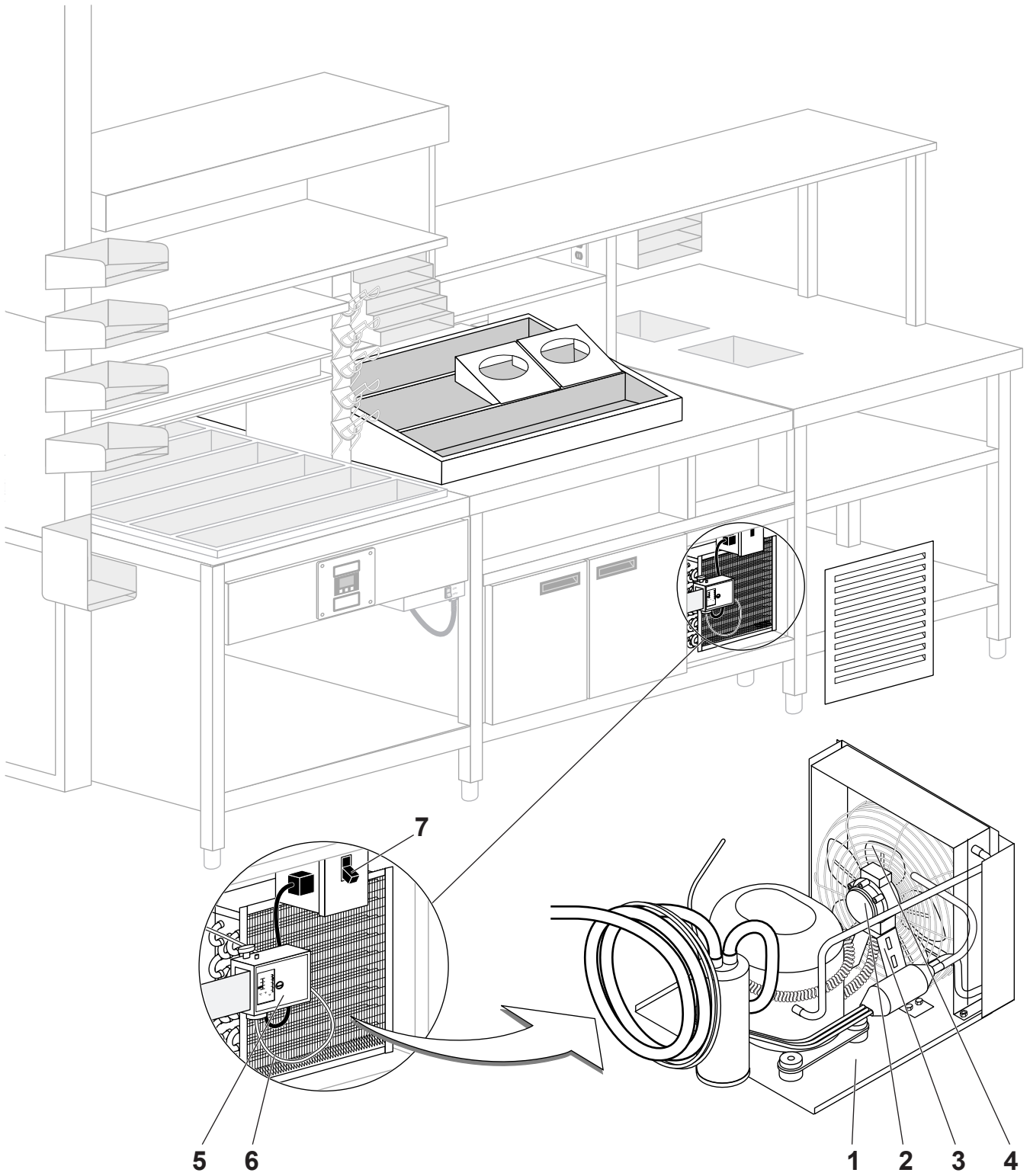


Figure: PL-1 Tri-Channel Cold Pan

REFRIGERATED BASE UNIT

ITEM	QTY.	PART NUMBER	DESCRIPTION
1	1	214947	Filter, 9.375" x 9.875" x .3125"
2	1	071136	Condensing Unit, 1/5 HP, R-134A, 120V, 60 Hz
3	1	212451	Refrigerated Base Control, Temperature, #A12-700
4	2	550327	Door, Insulated, 17" LT Refrigerated Cabinet
5	2	550328	Door, Insulated, 19" RT Refrigerated Cabinet
6	2	216645	Gasket, Door, 17"
7	2	216636	Gasket, Door, 19"
8a	1	250535	Rack, 17"
8b	1	250236	Rack, 19"
9	4	214570	Hinge, Base
10	6	214556	Leg Assy., Galvanized, 1-5/8" x 6"
*	1	216600	Capillary Tube, .042"ID x 10'

* Item not shown in exploded view.

Table: PL-2 Refrigerated Base Unit

REFRIGERATED BASE UNIT

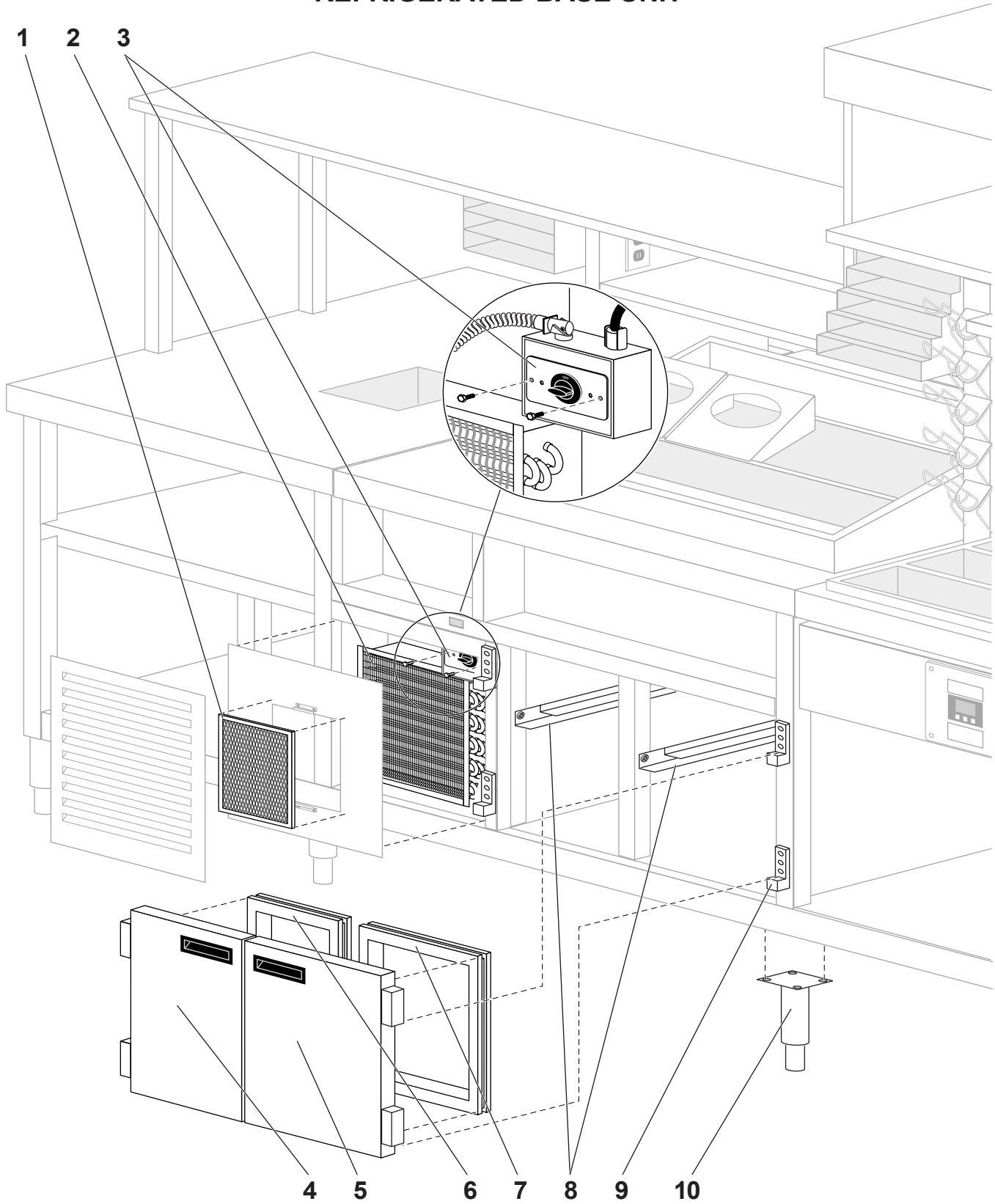


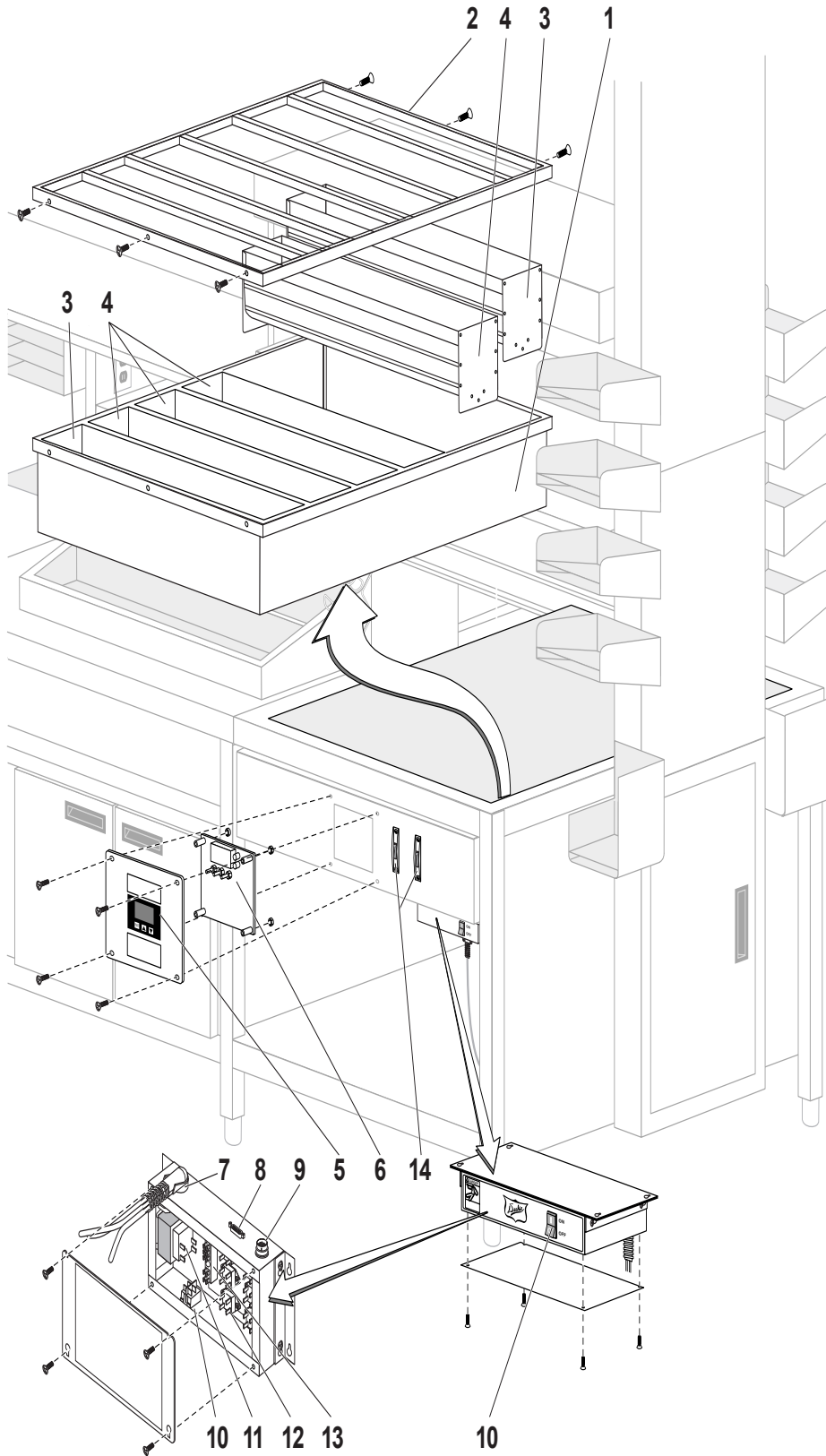
Figure: PL-2 Refrigerated Base Unit

DRY CHANNEL WARMER

ITEM	QTY.	PART NUMBER	DESCRIPTION
1	1	171153	Tub Assembly, Dry Channel, HDC6
2	1	171154	Frame Assembly, Channel top, HDC6
3	2	171263SED	Assembly, End Channel, HDC3/6, 208/240VAC
4	4	171262SED	Assembly, Center Chanel, HDC3/6208/240VAC
5	2	218821	Overlay, Control Display, Dry Channel
6	2	218800	Control, Display Board, NCC
7	1	218806	Cable, Power Input
8	2	218807	Cable Assembly, DSUB Connector to Relays
9	2	218808	Cable Assembly, Channel Heaters to Relays
10	2	218823	Switch, 16/20 amp, 120V/250V
11	2	218829	Transformer, 208/240VAC Pri, 24VAC Sec.
12	12	218828	Relay, Mini N/O, 20A, 280V/24V
13	2	218805	Terminal Block, 2-Pole
14	2	212792	Switch, Toggle, 30 amp, Red

Table: PL-3 Dry Channel Warmer

DRY CHANNEL WARMER PARTS LIST



Looks pretty good, the only thing that I noticed, but didn't notice before is the dry channel controls are missing. On the dual line you'll have a set of dry channel controls on each side of the unit. On one side you have two additional switches for the taco tower and tortilla grill. Attached are a couple of very bad pictures but I think you can see what I'm talking about.

Figure: PL-3 Dry Channel Warmer



NOTES

NOTES



Duke Manufacturing Company

2305 N. Broadway • St. Louis, MO 63102

800.735.3853 • 314.231.1130

Fax: 314-231-5074

www.dukemfg.com