


Operation Manual and Parts Directory



LC65, LC85, LC86, LC44, LC47

DRAFT PRO REMOTE GLYCOL LINE CHILLERS



LC65



LC44

Glastender, Inc. · 5400 North Michigan Road · Saginaw, MI · 48604-9780
800.748.0423 · 989.752.4275 · Fax 989.752.4444 · www.glastender.com

<u>Topic</u>	<u>Page</u>
Line Chiller Specifications and Wiring Diagrams.....	1-5
LC65	1
LC85	2
LC86	3
LC44	4
LC47	5
Warranty.....	6-7
Inspection Upon Arrival	8
Set-Up Remote Glycol Line Chiller	8
Electrical Hook-Up.....	8
Glycol Line Connection.....	8
Glycol Filling.....	9
Unit Start-Up.....	9
Cold Control Adjustment.....	10
System Start-Up.....	10
Trouble Shooting	11
Typical Installation Detail.....	12
Parts Directory	13-22
LC65	13-14
LC85	15-16
LC86	17-18
LC44	19-20
LC47	21-22
Remote Beer Line Chiller Accessories.....	23
Installation Notes	24

Dimensions

- Height - 20.0" (49.5 cm)
- Width - 18.0" (45.7 cm)
- Depth - 25.75" (50.2 cm)

Electrical

- 115V, 1 phase, 60 Hz, 10.8 full load amps
- 230V, 1 phase, 50 Hz, 5.8 full load amps
- Dedicated 15 amp circuit is required
- Includes a 8-foot grounded cord

Refrigeration

- 1/3 HP R134a lift-out high temperature condensing unit

Glycol Bath Capacity

- 7.5 U.S. gallons (28.4 l)

Maximum Distance to Taps

- 125 ft (22.9 m)

Circulating Pump

- 60 gph (227 lph)

Circulating Motor

- 1/3 HP (.25 kW)

Shipping Weight

- 92 lbs (41.8 kg)

Operating Weight

- 152 lbs (69.1 kg)

Shipping Cube

- 9.5 cu ft (.28 cu m)

Options

- 4" Adjustable legs (up to 5-1/2")



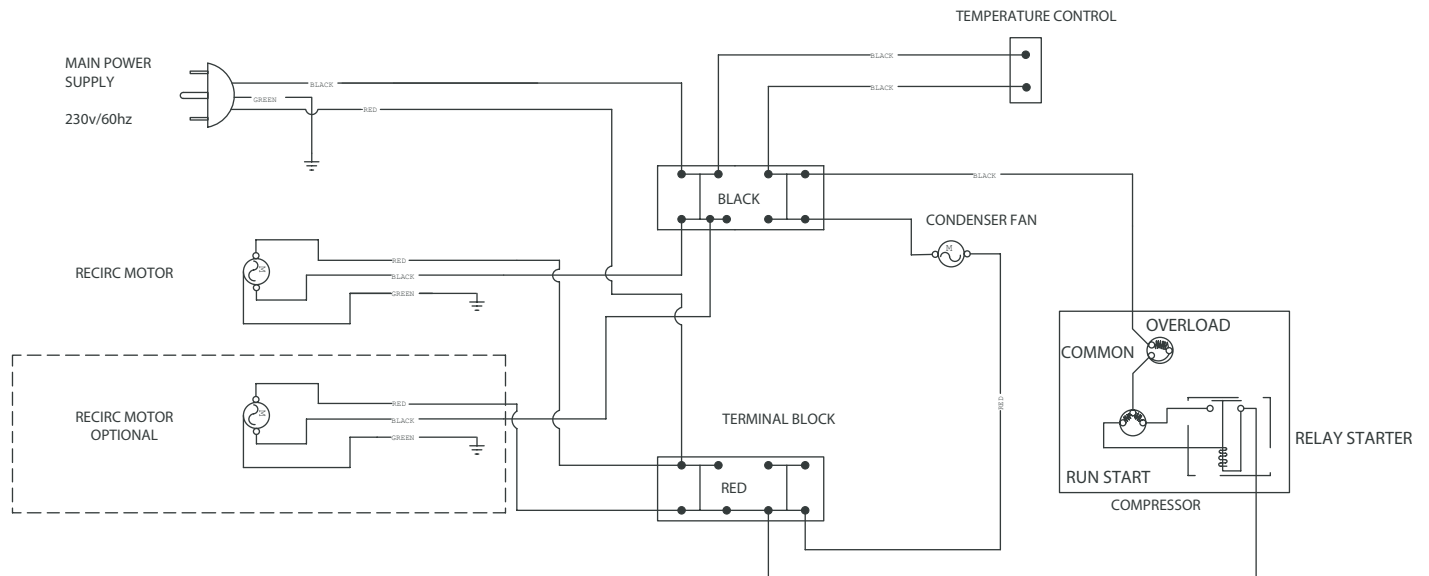
LC65

STANDARD FEATURES

- Modular lift-out refrigeration system for easy in-field service
- High capacity refrigeration and recirculation for high volume and remote long distance installations
- CFC-free R134a refrigerant
- Light-weight, roto-molded glycol bath with drain
- Polyurethane foamed-in-place insulation

NOTE: Clearance of 12" required around unit for maintenance and air flow.

LC65 WIRING DIAGRAM



LC85 SPECIFICATIONS



Dimensions

- Height - 22.25" (56.5 cm)
- Width - 26.75" (67.9 cm)
- Depth - 16.50" (41.9 cm)

Electrical

- 115V, 1 phase, 60 Hz, 10.8 full load amps
- 230V, 1 phase, 50 Hz, 5.8 full load amps
- Dedicated 15 amp circuit is required
- Includes a 8-foot grounded cord

Refrigeration

- 1/3 HP R134a lift-out high temperature condensing unit

Glycol Bath Capacity

- 14.80 U.S. gallons (56.0 l)

Maximum Distance to Taps

- 125 ft (38.1 m)

Circulating Pump

- 60 gph (227 lph)

Circulating Motor

- 1/3 HP (.25 kW)

Shipping Weight

- 107 lbs (48.5 kg)

Operating Weight

- 225 lbs (102 kg)

Shipping Cube

- 9.5 cu ft (.28 cu m)

Options

- 4" Adjustable legs (up to 5-1/2")



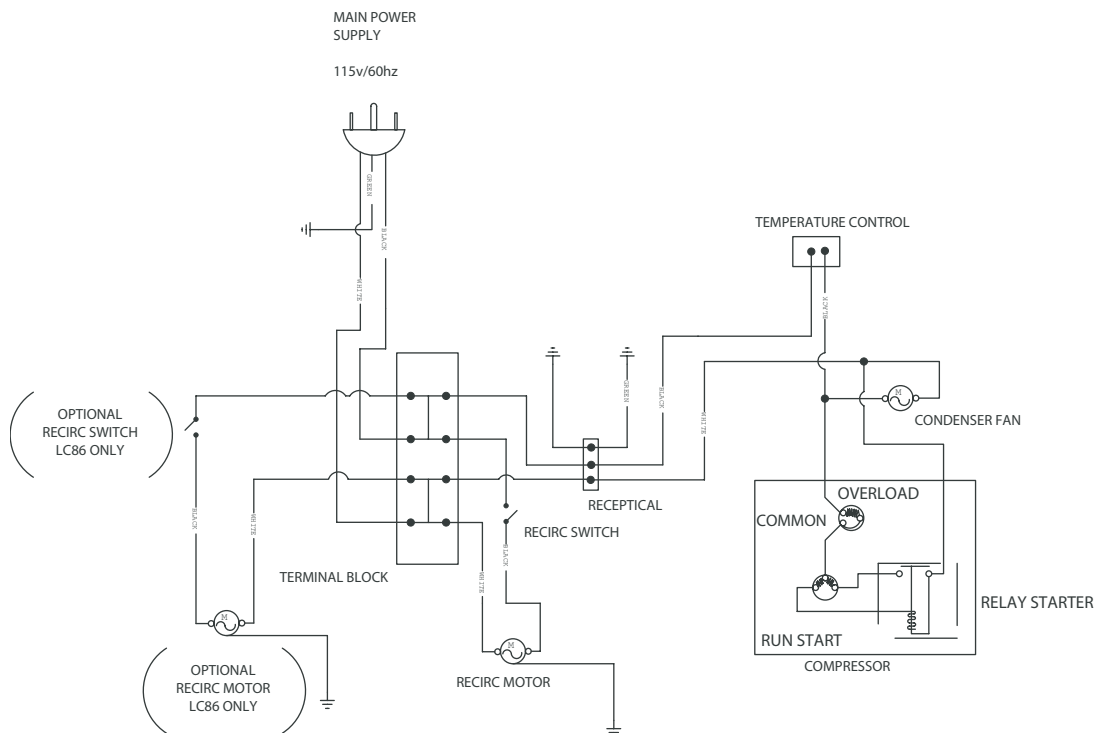
LC85

STANDARD FEATURES

- Modular lift-out refrigeration system for easy in-field service
- High capacity refrigeration and recirculation for high volume and remote long distance installations
- CFC-free R134a refrigerant
- Light-weight, roto-molded glycol bath with drain
- Polyurethane foamed-in-place insulation

NOTE: Clearance of 12" required around unit for maximum air flow and 20" of overhead clearance for servicing compressor.

LC85 WIRING DIAGRAM



Dimensions

- Height - 24.25" (61.6 cm)
- Width - 26.75" (67.9 cm)
- Depth - 16.50" (41.9 cm)

Electrical

- 115V, 1 phase, 60 Hz, 16.0 full load amps
- 230V, 1 phase, 50 Hz, 8.0 full load amps
- Dedicated 20 amp circuit is required
- Includes a 8-foot grounded cord

Refrigeration

- 1/2 HP R134a lift-out high temperature condensing unit

Glycol Bath Capacity

- 14.80 U.S. gallons (56.0 l)

Maximum Distance to Taps

- 250 ft (53.4 m)

Circulating Pump

- 60 gph (227 lph)

Circulating Motor

- 1/3 HP (.25 kW)

Shipping Weight

- 125 lbs (56.7 kg)

Operating Weight

- 243 lbs (110 kg)

Shipping Cube

- 9.5 cu ft (.28 cu m)

Options

- Additional recirculating pump kit
- 4" Adjustable legs (up to 5-1/2")



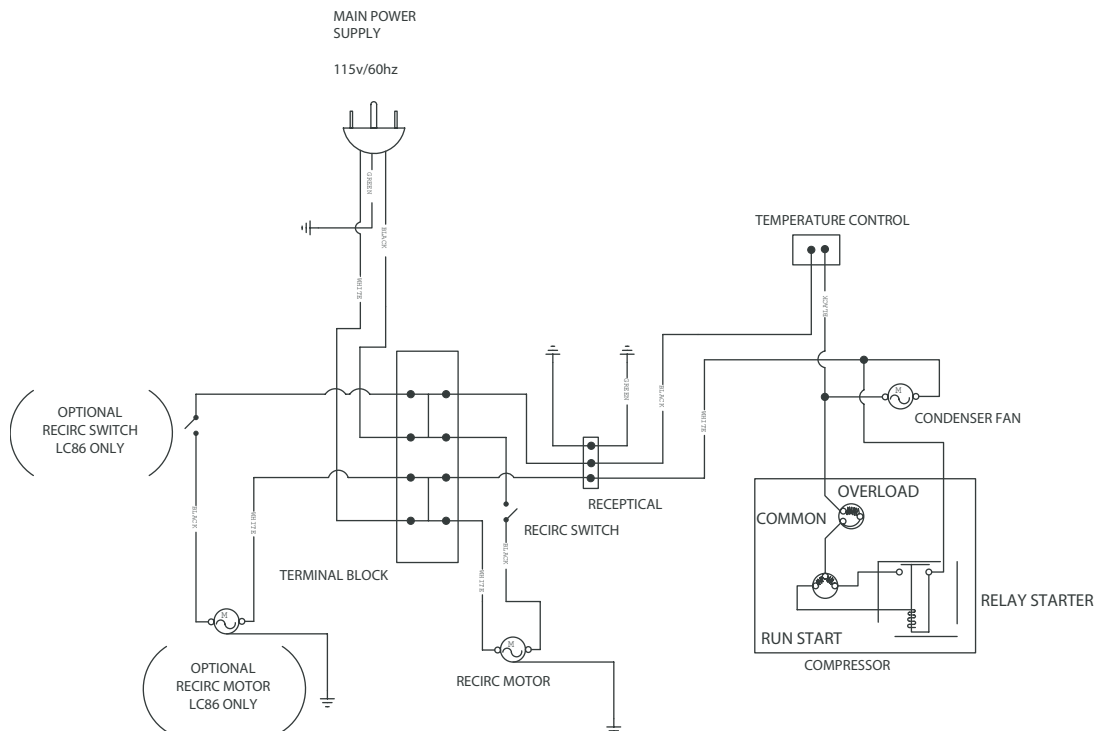
LC86

STANDARD FEATURES

- Modular lift-out refrigeration system for easy in-field service
- High capacity refrigeration and recirculation for high volume and remote long distance installations
- CFC-free R134a refrigerant
- Light-weight, roto-molded glycol bath with drain
- Polyurethane foamed-in-place insulation

NOTE: Clearance of 12" required around unit for maximum air flow and 20" of overhead clearance for servicing compressor.

LC86 WIRING DIAGRAM



LC44 SPECIFICATIONS



Dimensions

- Height - 30.56" (77.6 cm)
- Width - 20.125" (51.1 cm)
- Depth - 25.125" (63.8 cm)

Electrical

- 115V, 1 phase, 60 Hz, 16.0 full load amps
- 230V, 1 phase, 50 Hz, 8.0 full load amps
- Dedicated 20 amp circuit is required
- Includes a 8-foot grounded cord

Refrigeration

- 1/2 HP R134a lift-out high temperature condensing unit

Glycol Bath Capacity

- 16.25 U.S. gallons (61.78 l)

Maximum Distance to Taps

- 250 ft (53.4 m)

Circulating Pump

- 60 gph (227 lph)

Circulating Motor

- 1/3 HP (.25 kW)

Shipping Weight

- 125 lbs (56.82 kg)

Operating Weight

- 243 lbs (110.45 kg)

Shipping Cube

- 12.75 cu ft (.36 cu m)

Options

- Additional recirculating pump kit
- 4" Adjustable legs (up to 5-1/2")



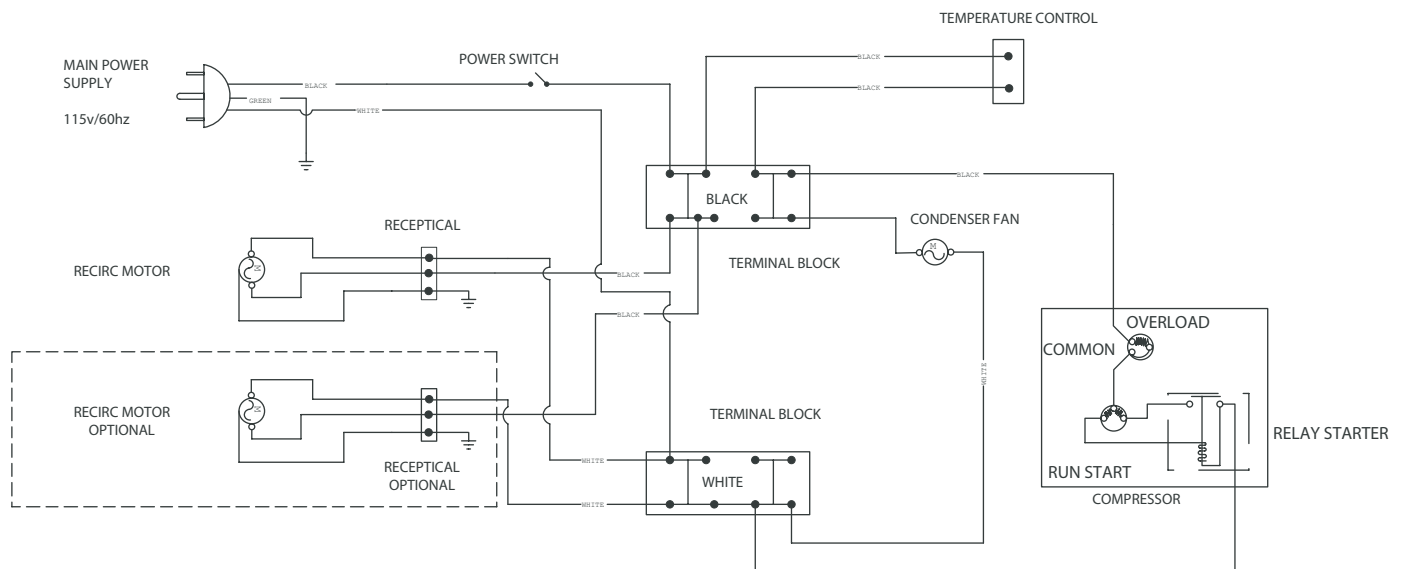
LC44

STANDARD FEATURES

- Modular lift-out refrigeration system for easy in-field service
- High capacity refrigeration and recirculation for high volume and remote long distance installations
- CFC-free R134a refrigerant
- Light-weight, roto-molded glycol bath with drain
- Polyurethane foamed-in-place insulation

NOTE: Clearance of 12" required around unit for maximum air flow and 20" of overhead clearance for servicing compressor.

LC44 WIRING DIAGRAM



Dimensions

- Height - 34.56" (87.7 cm)
- Width - 20.125" (51.1 cm)
- Depth - 25.125" (63.8 cm)

Electrical

- 230V, 1 phase, 60 Hz, 12.4 full load amps
- Dedicated 20 amp circuit is required
- Includes a 8-foot grounded cord

Refrigeration

- 3/4 HP R134a lift-out medium temperature condensing unit

Glycol Bath Capacity

- 16.25 U.S. gallons (61.78 l)

Maximum Distance to Taps

- 400 ft (91.5 m)

Circulating Pump

- 60 gph (227 lph)

Circulating Motor

- 1/3 HP (.25 kW)

Shipping Weight

- 155 lbs (70.34 kg)

Operating Weight

- 273 lbs (123.87 kg)

Shipping Cube

- 12.75 cu ft (.36 cu m)

Options

- Additional recirculating pump kit
- 4" Adjustable legs (up to 5-1/2")



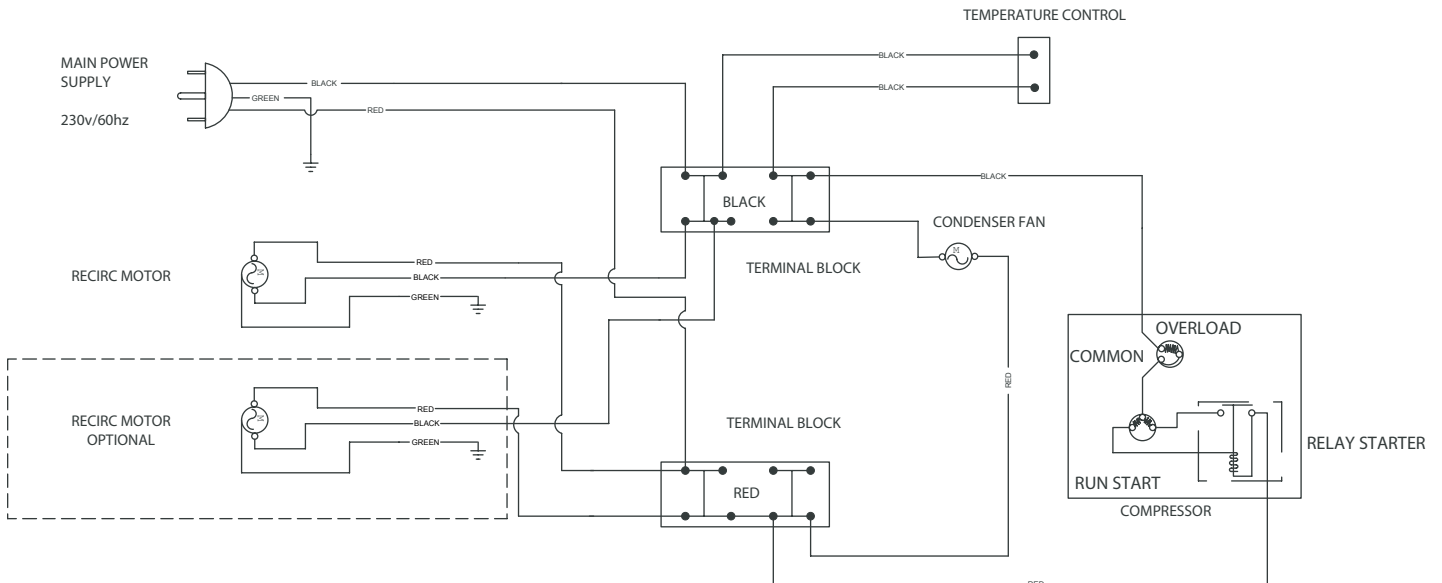
LC47

STANDARD FEATURES

- Modular lift-out refrigeration system for easy in-field service
- High capacity refrigeration and recirculation for high volume and remote long distance installations
- CFC-free R134a refrigerant
- Light-weight, roto-molded glycol bath with drain
- Polyurethane foamed-in-place insulation

NOTE: Clearance of 12" required around unit for maximum air flow and 20" of overhead clearance for servicing compressor.

LC47 WIRING DIAGRAM



PRODUCT INFORMATION

Glastender, Inc.'s remote glycol line chillers are self-contained. Self-contained units have the compressor/condensing unit mounted on the equipment and connected at the factory.

INSTALLATION AND START-UP

The selling dealer is responsible for installation and start-up. Glastender, Inc. is not responsible for any installation or start-up costs.

- A. An "installation decal" with suggested guidelines is placed on each piece of equipment. Installation instructions are also found in the operation manual.
- B. Remote glycol line chillers contain component parts that must be checked or adjusted at the time of installation. These components include: thermostats, hardware, recirculating pumps, pressure controls, refrigerant charge, etc.
- C. Installation must comply with local plumbing, refrigeration, and electrical practices/codes.

SERVICE RESPONSIBILITIES

The end user and/or dealer are responsible for securing a local refrigeration service company. Glastender, Inc. will provide technical support and spare parts to that selected company.

If an end user does not have a favorite service company, the factory can usually recommend one. A directory of Service Agents is published annually and is available upon request.

WARRANTY INFORMATION

- A. Glastender, Inc. warrants all products to be free of defects in material and workmanship. Within one year from date of installation, or 15 months from date of factory shipment, **whichever occurs sooner**, Glastender, Inc. will replace any part or assembly found defective under normal use and service. Field replacement parts include a warranty of 90 days from date of installation.
- B. This warranty is conditioned upon Glastender, Inc. receiving notice of any defect subject to this warranty within sixty (60) days of its discovery by the end user or dealer.
- C. This warranty does not apply to damage resulting from fire, water, burglary, accident, abuse, misuse, acts of God, attempted repairs, or improper installation by unauthorized persons.
- D. Glastender, Inc. shall not be liable for loss of use, revenue, or profit or for any other indirect, incidental, special, or consequential damage including, but not limited to product spoilage or loss. No representative, distributor, dealer, service company, or any other person is authorized to modify this warranty. This warranty replaces all other written or verbal warranties.
- E. Glastender, Inc. requires proof of the installation date and may delay payment for claims until adequate proof is provided.
- F. The following are considered "in-warranty":
 1. Exchange of defective parts within one year from date of original installation or 15 months from date of factory shipment.
 2. Compressors exchanged within the five-year compressor warranty period, which begins on the date the equipment was manufactured.

G. The following are **NOT** considered “in-warranty”:

1. Materials and workmanship provided by the installer that cause part failure:
 - (a) Plumbing - the installer is responsible for providing and hooking up glycol lines.
 - (b) Electrical - The installer is responsible for providing necessary wiring and connections to the junction boxes or cord and plug provided.
2. Alterations from the original design that cause part failure.
3. Equipment subjected to accidents, freight damage, alterations, improper power and/or plumbing hookups, improper chemical use, general misuse, lack of routine required maintenance as determined by Glastender, Inc. or acts of God.
4. Refrigerant, dryers, tubing, and fittings used during the replacement of a compressor.
5. Failure to perform normal maintenance including cleaning, oiling, adjusting refrigerant charge for changes in the ambient conditions, etc. that causes part failure.

COMPRESSOR EXCHANGE PROCEDURE

- A. A replacement compressor should be exchanged at a local wholesaler whenever possible. If a compressor is not available locally the factory should be contacted.
- B. If the replacement compressor is obtained from the factory, in order to receive credit, the defective compressor’s data plate must be returned with the completed warranty claim form. In relation to **Tecumseh compressors, the entire compressor must be returned** with the warranty claim form within 20 months of the date of manufacture of the compressor; as determined by the compressor code.

WARRANTY CLAIMS

All claims against this warranty must be submitted on a “Warranty Claim Form” which is included with all parts shipped from the factory.

LOSS OR DAMAGE

Glastender, Inc. is not responsible for any loss, damage, or delay of merchandise during shipment. Such transit claims must be filed with the carrier. Merchandise must be examined on arrival. If shortages occur, Glastender, Inc. must be notified within five days of delivery to honor any shortage claim.

CHANGE

Glastender, Inc.’s policy of constant quality improvement means that prices, specifications, and policies are subject to change without notice. Questions regarding this warranty should be directed to Glastender’s Customer Service Representative.

1. INSPECTION UPON ARRIVAL:

Immediately upon arrival, a visual inspection of the carton should be made to determine if there is evidence of damage in shipment. Following uncrating, make an inspection for any signs of external damage.

2. SET-UP OF REMOTE GLYCOL LINE CHILLER:

Once the survey of the location has been completed to determine the positioning of the remote glycol line chiller and the connecting draft beer dispensing stations (refer to the specification sheet to be certain that the trunk line will be within the recommended distance), make the necessary provisions to locate the unit and provide for the electrical services.

The ideal set-up is to mount the glycol line chiller on a proper machine stand that is easily accessible for routine maintenance and service.

In less-than-ideal circumstances, it may be necessary to locate the unit on top of the walk-in cooler or on the floor.

NOTE: Do not locate the glycol chiller in the walk-in cooler, as the cold ambient temperature will reduce the cooling performance of the unit.

Ensure that the unit receives adequate ventilation, by avoiding obstructions to the air intake and exhaust grillwork on the unit.

If the unit is located on the floor:

- Ensure the cabinet is sealed to the floor with NSF listed silicon RTV sealant applied around the entire bottom edge of the cabinet.
- Optional 4" legs and base plate may be installed to the bottom of the cabinet.

3. ELECTRICAL HOOK-UP:

Models LC65 and LC85 are supplied with a 15 Amp grounded cord and plug that connects at the rear of the unit. Models LC86, LC44, and LC47 are supplied with a 20 Amp grounded cord and plug that connects at the rear of the unit. A corresponding 15 Amp or 20 Amp grounded receptacle, depending on the line chiller model used, must be installed within reach of the factory installed cord and plug.

4. GLYCOL LINE CONNECTION:

Install the insulated trunk line between the walk-in cooler, the glycol chiller and the dispensing station(s).

5. GLYCOL FILLING:

The LC65 glycol bath capacity is 7.5 gallons (US). The LC85 and the LC86 glycol bath capacity is 14.8 gallons (US). The LC44 and LC47 glycol bath capacity is 16.25 gallons (US).

Glycol supplied by Glastender, Inc. may be diluted to a ratio of (1) part glycol to (2) parts water for freeze protection down to 0°F (-18°C) or a ratio of (1) part glycol and (3) parts water for freeze protection down to 10°F (-12°C). These mix ratios are recommended, since the refrigeration system is not capable of lowering the temperature of the glycol bath below 15°F (-9.4°C)

For glycol not supplied by Glastender, Inc. please consult the glycol manufacturer's recommended mixing ratio for the desired operating temperature.

NOTE: Do not place full strength glycol (undiluted) in the bath, as it will reduce the efficiency of the refrigeration system and may result in damage to the recirculation pump due to increased viscosity of cold glycol.

NOTE: Select and use only a propylene glycol product that meets FDA (Food and Drug Administration) regulations as a food grade product. Any substitution of food grade glycol with automotive anti-freeze or other products will expose people to hazardous chemicals.

Fill the bath with glycol mixture by placing funnel in the fill hole (remove black plug in refrigeration deck platform). Pour in the glycol mixture until the level in the bath reaches the top, and the liquid begins to flow slightly from the overflow tube at the front of the unit.

6. UNIT START-UP:

- Plug in unit to fifteen (15) or twenty (20) amp protected circuit (Refer to Step 3, Electrical Hook Up).
- Models LC65 and LC44 have a power switch that allows the condensing unit and recirculating pump to operate when is the on position.
- Once models LC85 and LC86 are plugged in, the condensing unit will operate. There is a separate power switch to operate recirculating pump.
- Once the LC47 is plugged in, both the condensing unit and the recirculating pump will operate.
- Check all glycol circuit line connections for leaks.
- Once the pump has operated for a few minutes and the glycol circuit lines are fully flooded, the bath will need to be topped-off with additional glycol mixture.

7. Cold Control Adjustment:



8. SYSTEM START-UP:

It is a good practice to operate the glycol recirculation system for sixty (60) minutes before running beer through to the remote dispensing station(s). This enables the glycol circuit to be checked for leaks. Also, recirculating cold glycol through the lines enables the temperature inside the trunk line to stabilize before beer is introduced.

- Once the refrigeration unit and the glycol recirculating pump have operated for sixty (60) minutes or more, the beer product can be connected and drawn through the trunk line
- Check the system for leaks.
- Thoroughly insulate all line joints in the trunk line and dispensing station(s).

NOTE: Be certain to close off the trunk line end with insulating tape at the point where the glycol recirculating lines enter, otherwise condensation will occur on exposed lines.

9. TROUBLE SHOOTING:**Complaints of warm beer...**

- Check the temperature of walk-in beer cooler.
- Check the glycol bath temperature.
- Check that recirculating pump is operating.

Refrigeration Compressor Will Not Run...

- Check that the unit is getting electrical power.
- Check that cold control is working.
- Check that all wiring connections are secure.

Refrigeration Compressor Runs But Stops...

- Check for dirt build-up on condenser coil surface.
- Check that there is no obstruction of air flow into the cabinet.
- Ensure that enough voltage is supplied to the unit.

Refrigeration Compressor Runs But Not Cooling...

- Check for refrigerant leaks.

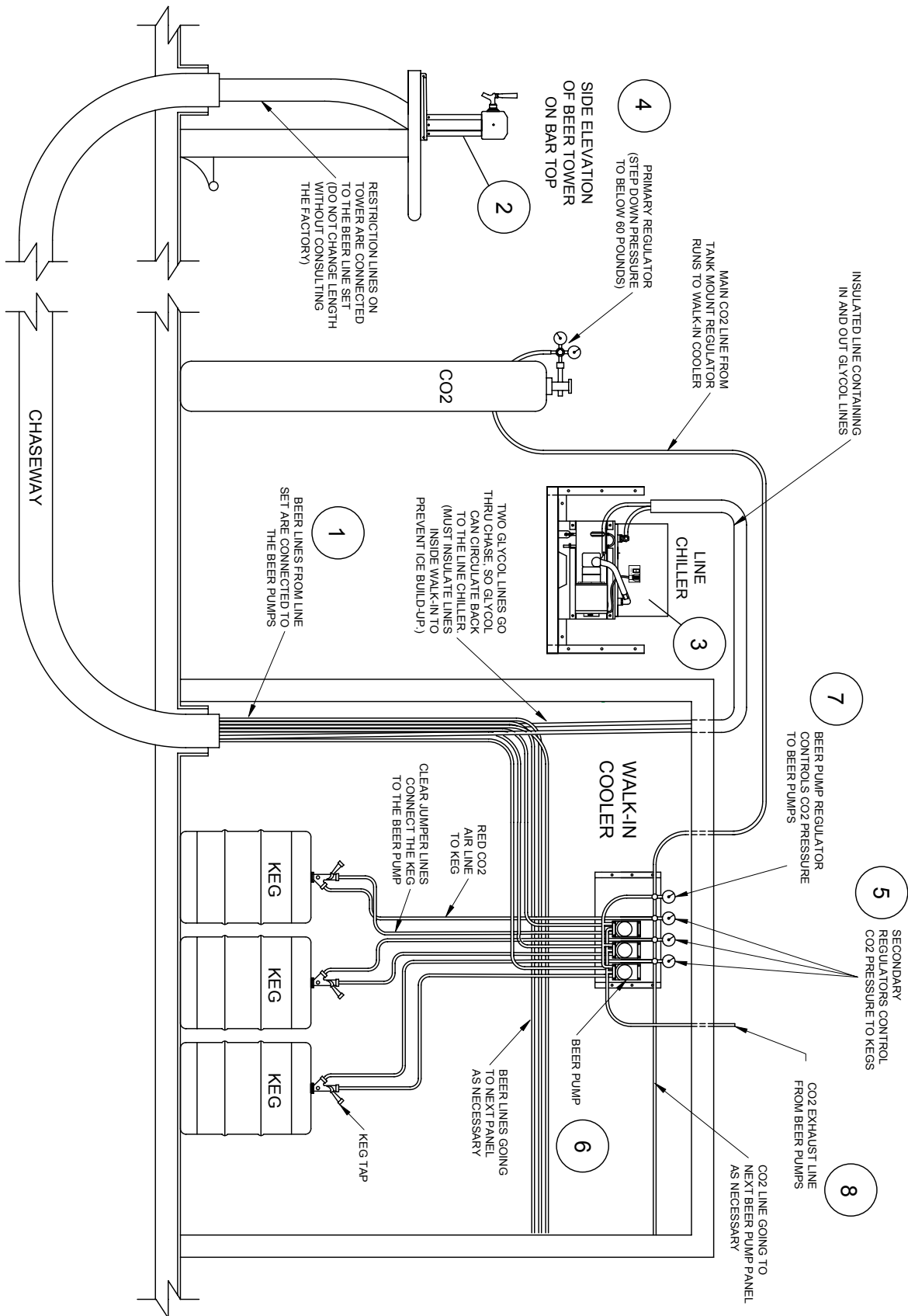
Noisy or Hot Recirculating Pump...






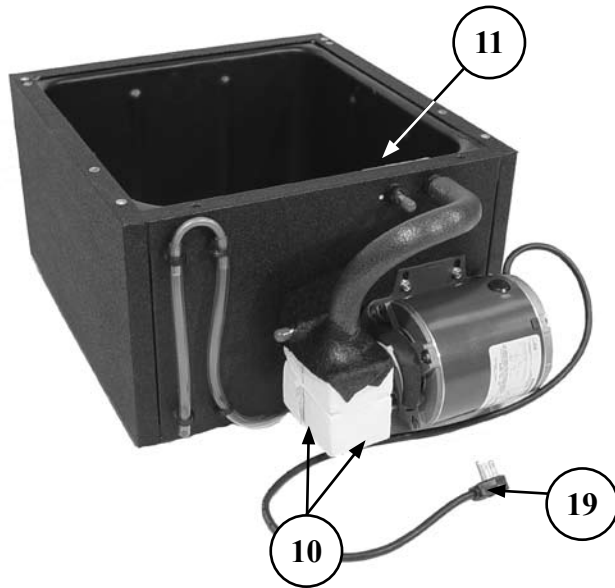
- Ensure that glycol bath is not frozen.
- Ensure that the glycol solution has been properly diluted.
- Check motor and pump coupling for wear.

Recirculation Pump Not Working...

- Ensure that pump and motor coupling has not worn free.
- Check power supply to the motor.
- Replace worn pump.

TYPICAL INSTALLATION DETAIL










LC65 COMPRESSOR AND RELATED PARTS




<u>PART NO.</u>	<u>OLD PART NO.</u>	<u>DESCRIPTION</u>	<u>PRICE</u>
1. 06001439	GT-035014	1/3 HP 134A Tecumseh compressor	\$435.00
2. 09000336	GT-035109	Condenser fan motor	80.00
09000483	GT-031537	Bracket, condenser fan motor mounting	4.00
3. 09000299	GT-032805	Fan blade, condenser, 3 blade	10.50
4. 09000463	GT-041306	Filter dryer, suction line accumulator, and cap tube assembly	40.00
5. 09000293	GT-032615	Condenser coil	125.00
6. 09000296	GT-032626	Evaporator	110.00
7. 09000340	GT-035119	Recirculating pump motor	270.00
8. 09000331	GT-034536	Pump, glycol, 60 gph, brass	190.00
9. 00000006	GT-031115	Clamp, recirculating pump	3.00
10. 06001595		Insulation, pump, white (set of two pieces)	9.00
11. 09000413	GT-037117	Main cabinet tank	115.00
12. 09000402	GT-036172	Cover, LC65	114.00
13. 09000420	GT-037443	Complete refrigeration deck	960.00
14. 09000436	GT-038497	Plug, black, 1 3/4" hole	.50
15. 06001412	GT-033421	Rocker switch	5.00
16. 06001409	GT-033304	Snap in receptacle	5.00
17. 09000303	GT-033207	Thermostat	100.00
18. 09000429	GT-038474	Knob, thermostat	4.00
09000261	GT-031404	Exterior power cord, 104"	20.00
19. 06001313	GT-031400	Condensing unit power cord	20.00



LC85 COMPRESSOR AND RELATED PARTS



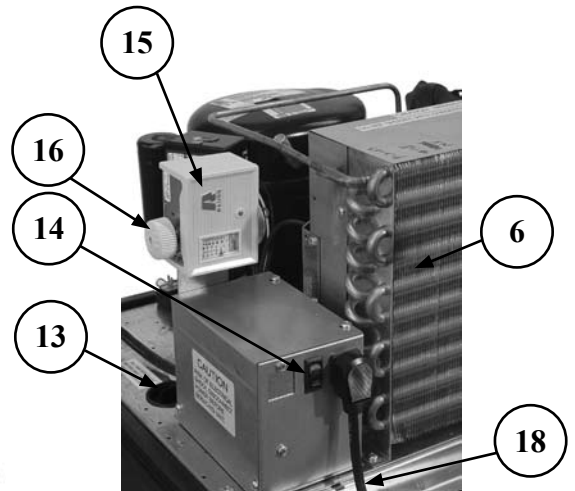






<u>PART NO.</u>	<u>OLD PART NO.</u>	<u>DESCRIPTION</u>	<u>PRICE</u>
1. 06001439	GT-035014	1/3 HP 134A Tecumseh compressor	\$435.00
2. 09000336	GT-035109	Condenser fan motor	80.00
3. 09000483	GT-031537	Bracket, condenser fan motor mounting	4.00
4. 09000299	GT-032805	Fan blade, condenser, 3 blade	10.50
5. 09000463	GT-041306	Filter dryer, suction line accumulator, and cap tube assembly	40.00
6. 09000293	GT-032615	Condenser coil	125.00
7. 09000291	GT-032598	Evaporator coil, LC 83, 84 & 85 Copper	110.00
8. 09000340	GT-035119	Recirculating pump motor	270.00
9. 09000331	GT-034536	Pump, glycol, 60 gph, brass	190.00
00000006	GT-031115	Clamp, recirculating pump	3.00
10. 06001595		Insulation, pump, white (set of two pieces)	9.00
11. 09000410	GT-037110	Main cabinet tank	130.00
12. 09000399	GT-036158	Cover, LC85	160.00
09000417	GT-037437	Complete refrigeration deck	900.00
13. 09000436	GT-038497	Plug, black, 1 3/4" hole	.50
14. 06001412	GT-033421	Rocker switch	5.00
15. 06001409	GT-033304	Snap in receptacle	5.00
16. 09000303	GT-033207	Thermostat	100.00
17. 09000429	GT-038474	Knob, thermostat	4.00
18. 09000261	GT-031404	Exterior power cord, 104"	20.00
19. 06001313	GT-031400	Condensing Unit Power Cord	20.00



LC86 COMPRESSOR AND RELATED PARTS




<u>PART NO.</u>	<u>OLD PART NO.</u>	<u>DESCRIPTION</u>	<u>PRICE</u>
1. 09000334	GT-035015	1/2 HP R134A Tecumseh compressor	\$705.00
2. 09000336	GT-035109	Condenser fan motor, 9w, 115v	80.00
3. 09000483	GT-031537	Bracket, condenser fan motor mounting	4.00
4. 09000299	GT-032805	Fan blade, condenser	10.50
5. 09000462	GT-041305	Filter dryer, suction line accumulator, and cap tube assembly	41.00
6. 09000293	GT-032615	Condenser coil	125.00
7. 09000290	GT-032597	Evaporator coil, copper, LC 86	220.00
8. 09000340	GT-035119	Recirculating pump motor, 1/3 hp, 115v	270.00
9. 09000331	GT-034536	Pump, glycol, 60 gph, brass	190.00
00000006	GT-031115	Clamp, recirculating pump	3.00
10. 06001595		Insulation, pump, white (set of two pieces)	9.00
11. 09000410	GT-037110	Main cabinet tank	130.00
12. 09000400	GT-036159	Cover, complete LC-86	176.00
09000421	GT-037445	Complete refrigeration deck	1350.00
13. 09000436	GT-036497	Plug, black, 1 3/4" hole	.50
06001412	GT-033421	Rocker switch	5.00
14. 06001409	GT-033304	Snap in receptacle	5.00
15. 09000303	GT-033207	Thermostat	100.00
16. 09000429	GT-038474	Knob, thermostat	4.00
17. 09000261	GT-031404	Exterior power cord, 104"	20.00
18. 06001313	GT-031400	Condensing Unit Power Cord	20.00



LC44 COMPRESSOR AND RELATED PARTS



<u>PART NO.</u>	<u>OLD PART NO.</u>	<u>DESCRIPTION</u>	<u>PRICE</u>
1. 09000334	GT-035015	1/2 HP R134A Tecumseh compressor	\$705.00
2. 09000336	GT-035109	Condenser fan motor, 9w, 115v	80.00
3. 09000300	GT-032806	Fan blade, condenser fan motor	13.00
4. 09000483	GT-031537	Bracket, condenser fan motor mounting	4.00
5. 09000462	GT-041305	Suction line accumulator and cap tube assembly	41.00
6. 09000292	GT-032614	Condenser coil	170.00
7. 09000289	GT-032595	Evaporator coil, copper LC 44, 45	200.00
8. 09000340	GT-035119	Recirculating pump motor, 1/3hp, 115v	270.00
9. 09000331	GT-034536	Pump, glycol, 60 gph, brass	190.00
10. 00000006	GT-031115	Clamp, recirculating pump	3.00
11. 06001595		Insulation, pump, white (set of two pieces)	9.00
12. 09000396	GT-036138	Cover, Complete, LC44	143.00
13. 09000436	GT-036497	Plug, black, 1 3/4" hole	.50
14. 06001412	GT-033421	Rocker switch, 20 amp, recirc. pump	5.00
15. 09000303	GT-033207	Thermostat, LC	100.00
16. 09000429	GT-038474	Knob, thermostat	4.00
17. 09000261	GT-031404	Exterior power cord, 104"	20.00
18. 06001313	GT-031400	Condensing Unit Power Cord	20.00
19. 09000411	GT-037111	Main Cabinet Tank	280.00
09000362	GT-037439	Complete Refrigeration Deck	1650.00



LC47 COMPRESSOR AND RELATED PARTS



<u>PART No.</u>	<u>OLD PART No.</u>	<u>DESCRIPTION</u>	<u>PRICE</u>
1. 09000335	GT-035020	3/4 HP R134A Tecumseh compressor	\$810.00
2. 09000337	GT-035113	Condenser fan motor	98.00
3. 09000299	GT-032805	Fan blade, condenser, 3 blade	10.50
4. 09000485	GT-031538	Bracket, condenser fan motor mounting	9.00
5. 09000285	GT-032504	Filter dryer	32.00
6. 09000286	GT-032505	Suction line accumulator, and cap tube assembly	95.00
7. 09000294	GT-032620	Condenser coil, 3/4 hp LC	221.95
8. 09000486	GT-032629	Evaporator Coil, LC47	200.00
9. 09000342	GT-035123	Recirculating pump motor	280.00
10. 09000331	GT-034536	Pump, glycol, 60 gph, brass	190.00
11. 00000006	GT-031115	Clamp, recirculating pump	3.00
12. 06001595		Insulation, pump, white (set of two pieces)	9.00
13. 09000411	GT-037111	Main cabinet tank, plastic, 4 series box	280.00
14. 09000487	GT-036175	Cover, LC47	165.00
15. 09000418	GT-037440	Complete refrigeration deck	1800.00
16. 09000436	GT-038497	Plug, black, 1 3/4" hole	.50
17. 06001412	GT-033421	Rocker switch	5.00
18. 09000303	GT-033207	Thermostat	100.00
19. 09000429	GT-038474	Knob, thermostat	4.00
20. 09000262	GT-031405	Exterior power cord, 104"	27.00



LCLS-6

All Glastender line chillers may be placed on 4" legs that are adjustable up to 5-1/2". The leg set includes a 16 gauge galvanized steel frame plate that is sized to match the particular unit.

LINE CHILLER LEG SETS

<u>Model</u>	<u>Description</u>	<u>LIST</u>	<u>Wgt</u>
LCLS-6	4" leg set and frame plate for LC65	\$101	25#
LCLS-4	4" leg set and frame plate for LC44 and LC47	\$111	33#



LCS-G

A line chiller stand is 26-1/2" wide by 39" high by 24" deep and comes with adjustable feet for leveling. The bottom shelf is at the 8" high level. The top shelf has holes that correspond to the line chiller leg set mounting holes, so the line chiller can be bolted to the shelf. One size stand is used for all line chiller models.

LINE CHILLER STANDS

<u>Model</u>	<u>Description</u>	<u>LIST</u>	<u>Wgt</u>
LCS-S	Line chiller stand, 16 ga. stainless steel	\$710	70#
LCS-G	Line chiller stand, 16 ga. galvanized steel	\$329	70#



LCR-G

A line chiller wall rack is a shelf that is mounted to a structural wall. The shelf has holes that correspond to the line chiller leg set mounting holes, so the line chiller can be bolted to the shelf. One size rack is used for all line chiller models.

LINE CHILLER WALL RACKS

<u>Model</u>	<u>Description</u>	<u>LIST</u>	<u>Wgt</u>
LCR-S	Line chiller wall rack, 16 ga. stainless steel	\$355	35#
LCR-G	Line chiller wall rack, 16 ga. galvanized steel	\$167	35#

