

# Operation Manual and Parts Directory

---



## LETTUCE CRISPER

---



LC

---

Glastender, Inc. · 5400 North Michigan Road · Saginaw, MI · 48604-9780  
800.748.0423 · 989.752.4275 · Fax 800.838.0888 / 989.752.4444 · [www.glastender.com](http://www.glastender.com)

---

<b><u>Topic</u></b>	<b><u>Page</u></b>
Utility Requirements and Connections.....	1
Uncrating and Start-up Instructions.....	1
Operation.....	1
Cleaning Instructions .....	1
Wall Mounting Instructions .....	2
Electrical and Refrigeration Specifications .....	3
Electrical Diagram .....	3
Replacement Parts.....	4-7
Replacement Parts for Models Prior to 3/1/00 .....	8
Terms and Conditions .....	9
Warranty.....	9

**IMPORTANT !!****Attention Service Companies**

Please review the important warranty information on page 9. If you believe a service call should be covered by the factory, please call the factory for authorization between 8AM and 5PM EST, Monday through Friday.

# INTRODUCTION



This manual describes the operation features of the Lettuce Crisper. Please review this information before attempting installation and operation. Long term, trouble-free operation will follow if good housekeeping and maintenance procedures are followed. Thank you for selecting Glastender, Inc. products.

## UTILITY REQUIREMENTS AND CONNECTIONS

**Electrical:** 115 Volt AC, 1 Phase, 60 Hz, 6.64 full load amps. A separate 15 amp circuit is required. A 10-foot grounded cord is included.

**Plumbing:** Automatic condensate evaporator. No drain connection required.

## UNCRATING AND START-UP INSTRUCTIONS

All models are shipped in one carton. These steps should be followed:

1. If legs are included, bolt them to the base with bolts provided.
2. For wall mounting instructions, see page 2.
3. Position unit. It must be level and plumb.
4. Plug into 115 volt AC outlet.
5. Your Glastender equipment is now ready for use.

## OPERATION

The operating temperature range is 35°F (2°C) to 42°F (5°C).

Lettuce Crisper models include an automatic defrost system. The Lettuce Crisper will defrost every six hours for approximately 20 minutes. During the defrost, the evaporator fan will remain on and the refrigeration system will turn off.

## CLEANING INSTRUCTIONS

**ESTIMATED CLEANING TIME:** 5 to 10 minutes per unit daily, 20 minutes weekly

**FREQUENCY:** Daily cleaning of exterior & door gaskets. Weekly cleaning of interior.

### PROCEDURE:

1. A non-chlorine based cleaner or mild detergent and warm water applied with a soft cloth or sponge to all contact surfaces.
2. Immediately rinse off cleaning agent(s), using clean warm water, clean soft cloth or sponge.
3. Dry with a soft clean cloth, removing standing water as soon as possible.
4. A more thorough cleaning of the interior should be done weekly (more frequently as necessary).
5. The condensing unit air filter (front top left) should be removed and thoroughly rinsed in hot clean water at least once per quarter.

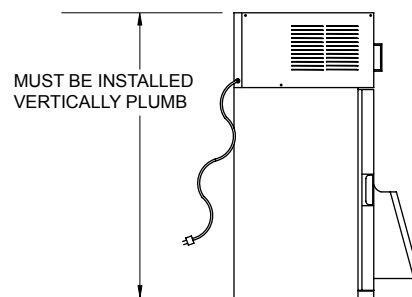
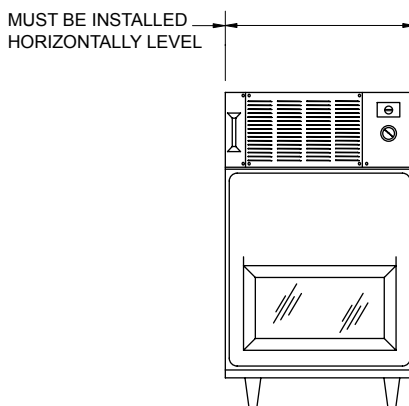
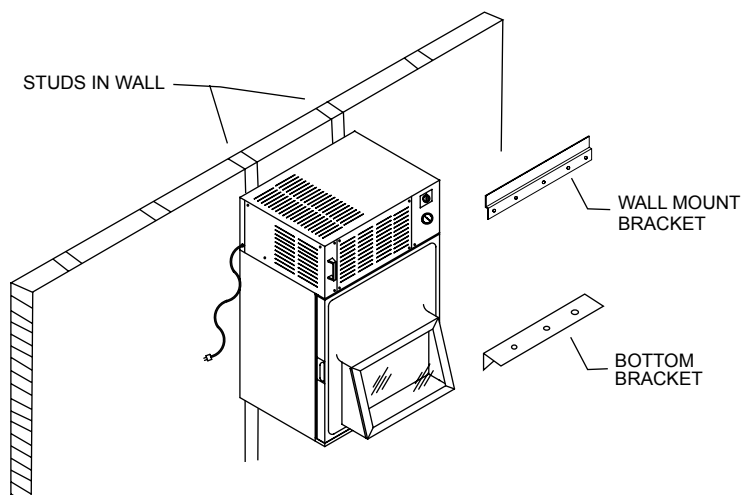
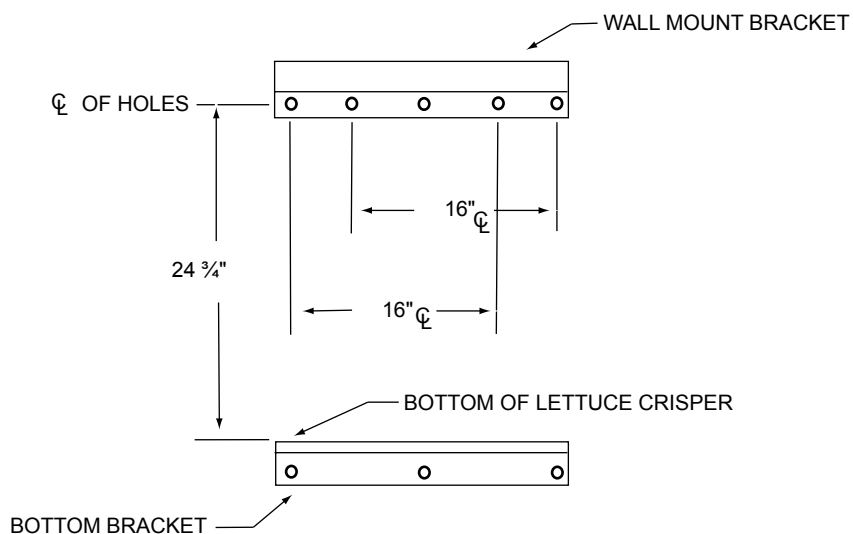
### NOTES:

1. Never use hydrochloric acid, wire brushes, steel wool, scrapers, or chlorine based cleaners on stainless steel surfaces, since they will break down the passivity layer and allow corrosion to occur.
2. On stainless steel surfaces, you may use a soft bristle brush or Scotch-Brite® pad for more stubborn stains. Always scrub with the direction of the grain. Follow with a thorough cleaning as described above.
3. Deposits from food preparation must be properly removed. Even hard water deposits will rust stainless steel, if not removed.
4. Door gaskets are most often overlooked when cleaning. Failure to clean them regularly will lead to premature failure, since alcohol and moisture build-up breaks down the gasket material.

## INSTRUCTIONS:

1. Mark a level line at the bottom of the lettuce crisper.
2. From this line measure up  $24\frac{3}{4}"$  and mark another level line.
3. On this line drill holes to match the holes in the wall mount bracket.
4. Install wall mount bracket.
5. Attach lettuce crisper.
6. If lettuce crisper is not on an existing shelf, secure with bottom bracket.

**NOTE:** At least two (2) of the mounting holes in the bracket should line up with studs in the wall for safe, secure mounting.



# ELECTRICAL AND REFRIGERATION SPECIFICATIONS

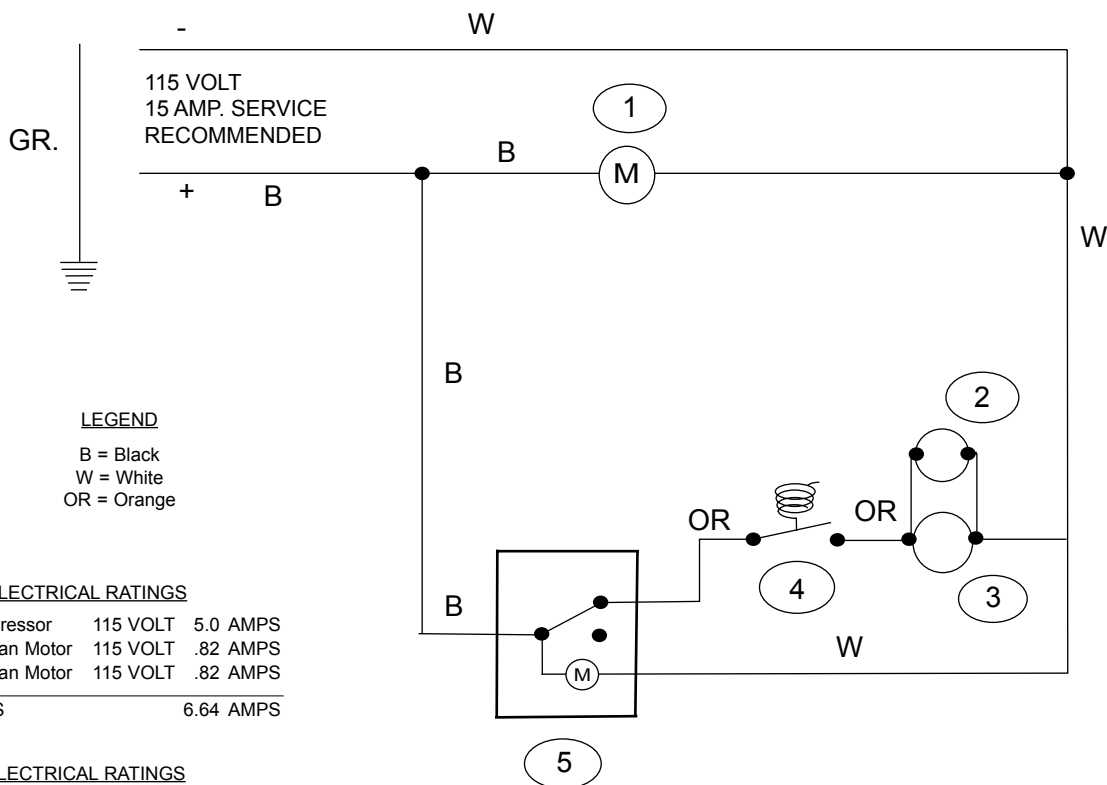


The following electrical and refrigeration specifications apply:

<u>MODEL</u>	<u>ELECTRICAL</u>	<u>REFRIGERANT</u>		<u>DESIGN PRESSURE</u>	
		<u>TYPE</u>	<u>CHARGE</u>	<u>HIGH</u>	<u>LOW</u>
R134a LC	115V, 1 Ph., 60 Hz., 6.64 AMP	R134a	8.0 oz.	232	88
R22 LC	115V, 1 Ph., 60 Hz., 8.39 AMP	R22	6.75 oz.	285	144

## ELECTRICAL DIAGRAM

ITEM	DESCRIPTION
1	Evaporator Fan Motor
2	Condenser Fan Motor
3	Compressor
4	Thermostat
5	Defrost Cycle Control

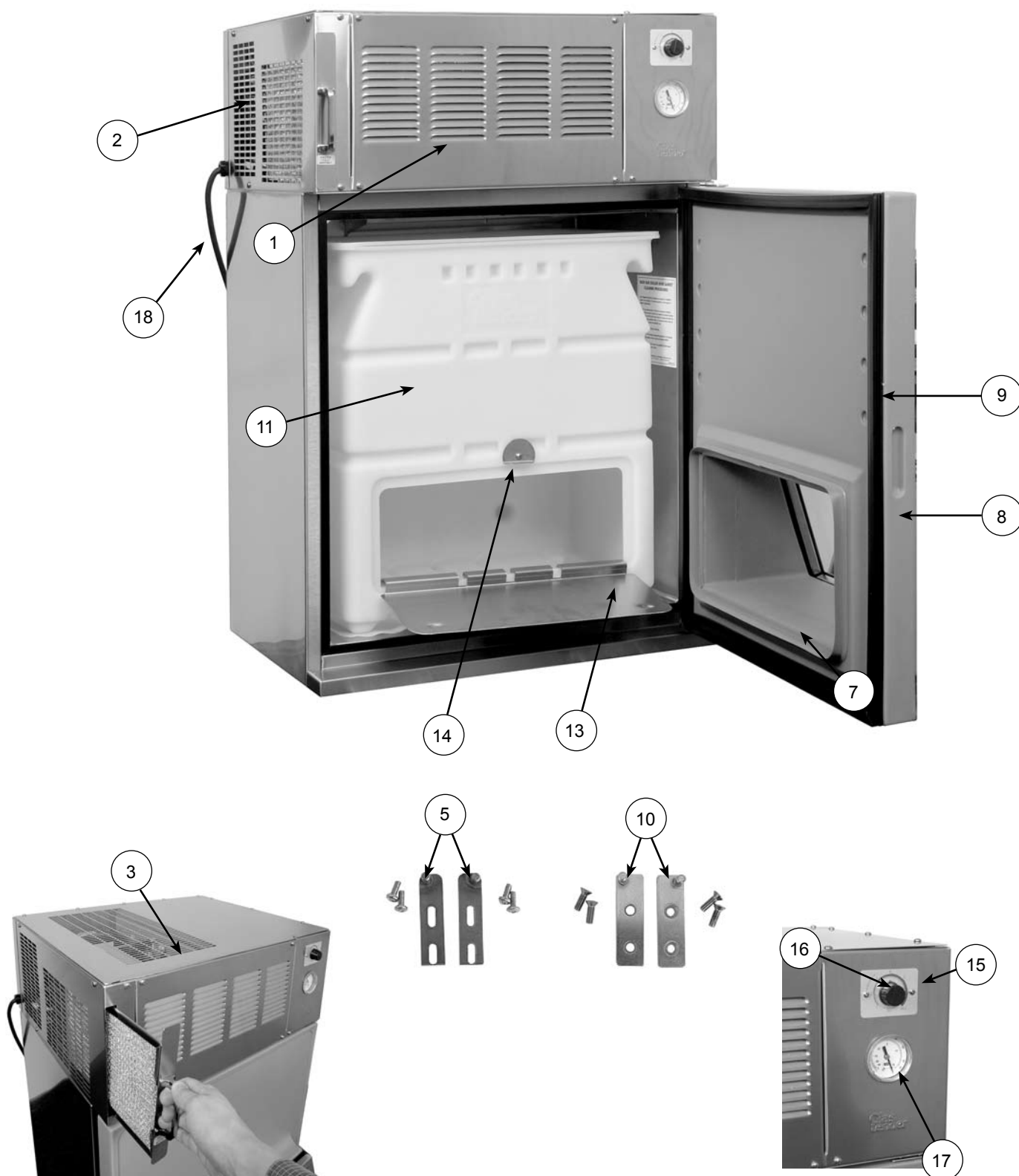


### ELECTRICAL RATINGS

R134a Compressor	115 VOLT	5.0 AMPS
Evaporator Fan Motor	115 VOLT	.82 AMPS
Condenser Fan Motor	115 VOLT	.82 AMPS
TOTAL AMPS		6.64 AMPS

### ELECTRICAL RATINGS

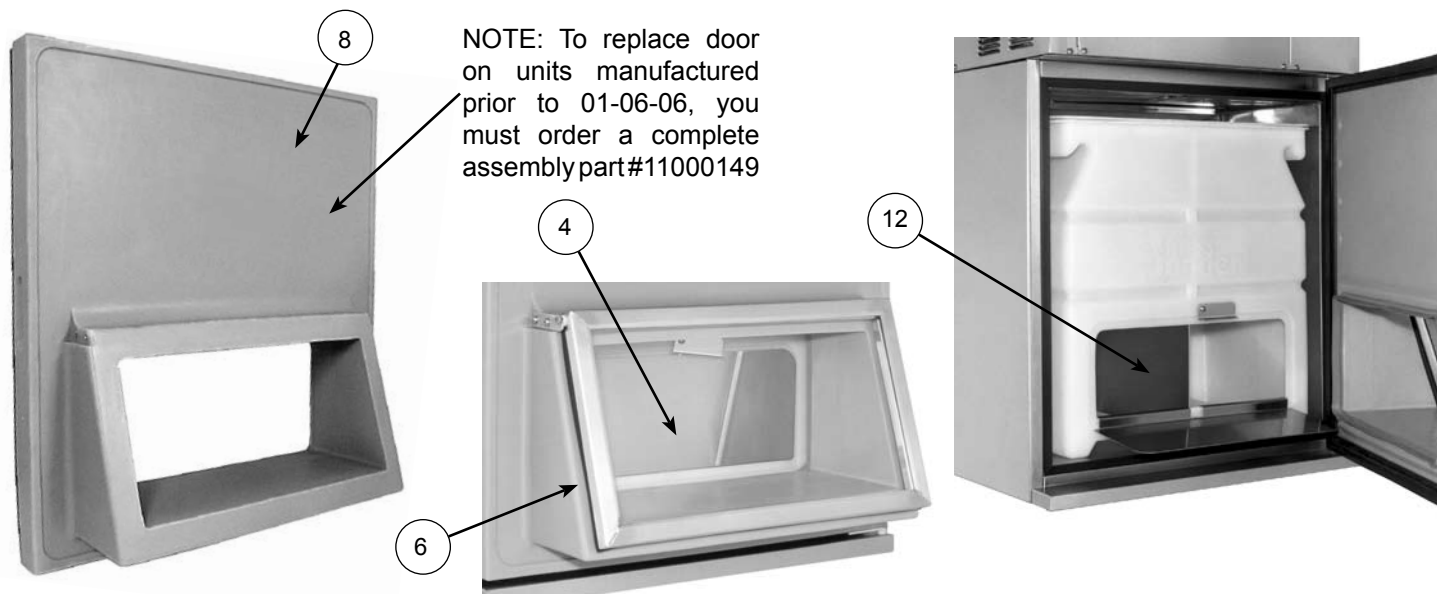
R22 Compressor	115 VOLT	6.75 AMPS
Evaporator Fan Motor	115 VOLT	.82 AMPS
Condenser Fan Motor	115 VOLT	.82 AMPS
TOTAL AMPS		8.39 AMPS



# REPLACEMENT PARTS








<u>MODEL</u>	<u>OLD PART NO.</u>	<u>DESCRIPTION</u>	<u>LIST</u>
1. 11000087	GT-036151	Front cover, refrigeration compartment	\$50.00
2. 11000088	GT-036152	Left cover, refrigeration compartment	72.00
3. 11000090	GT-036154	Top cover, refrigeration compartment	150.00
4. 11000093	GT-036264	Plexi-glass door, complete (prior to 01-06-06)	60.00
11000138		Plexi-glass door, complete (after 01-06-06)	94.00
5. 11000075	GT-032113	Door hinge set, plexi-glass door (prior to 01-06-06)	25.00
11000139		Door hinge set, plexi-glass door (after 01-06-06)	25.00
6. 11000069	GT-031322	Door gasket, plexi-glass, 18-1/2" x 10-1/4" (prior to 9-05)	21.00
11000124		Door gasket, plexi-glass, 18-11/16" x 11-7/8" (after 9-05)	21.00
7. 11000070	GT-031326	Chute gasket, 5 feet	20.00
8. 11000131		Main door	175.00
9. 11000068	GT-031321	Gasket, main door, 22-7/16" x 24"	42.00
10. 11000076	GT-032114	Door hinge set, main door (prior to 01-06-06)	25.00
11000201		Door hinge set, main door, left swing (after 01-06-06)	35.00
11000202		Door hinge set, main door right swing (after 01-06-06)	35.00
11. 11000106	GT-041307	Bin, standard at 21" high	175.00
12. 11000108	LC-BDIV	Bin divider	70.00
13. 11000092	GT-036254	Bin door, stainless steel	36.00
14. 11000095	GT-036610	Bin door latch	23.00
15. 06001405	GT-033202	Thermostat with knob	50.00
16. 06001632	GT-038419	Knob, thermostat	3.00
17. 11000085	GT-035305	Temperature gauge w/probe	42.00
18. 06001314	GT-031401	Exterior power cord	35.00
11000149		Main door and plexi-glass assembly	418.00



## ELECTRICAL COMPONENTS

<u>PART NO.</u>	<u>DESCRIPTION</u>	<u>PRICE</u>
06006121	Replacement powercord assembly, includes (06001572 06001314)	\$40.00

# CONDENSER AND RELATED PARTS

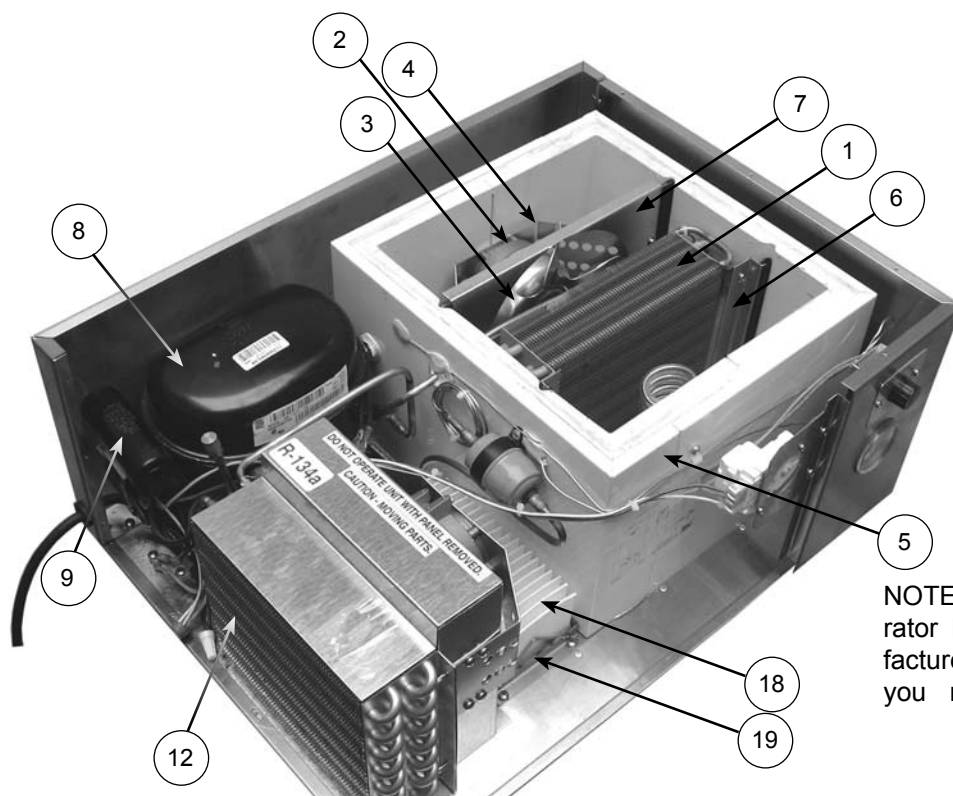




# CONDENSER AND RELATED PARTS

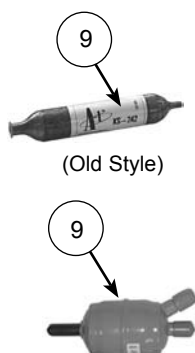
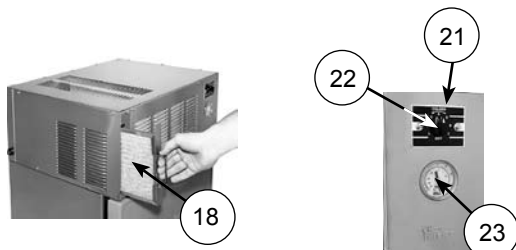
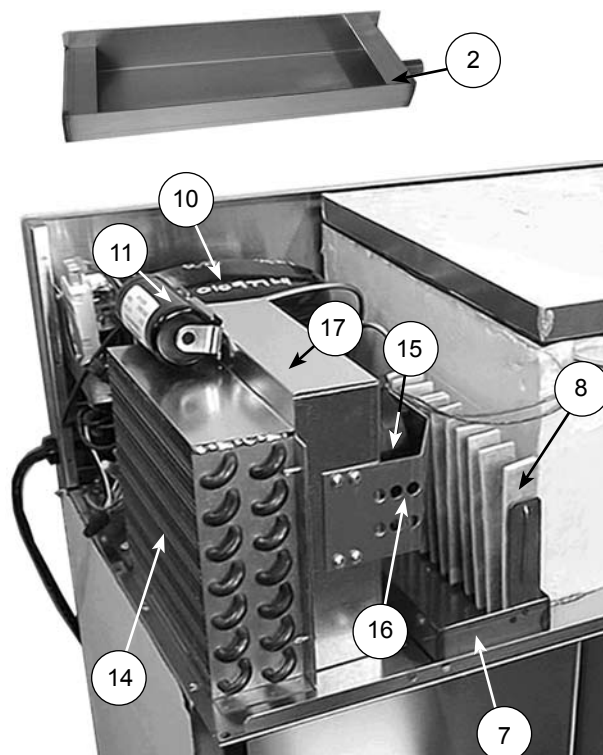

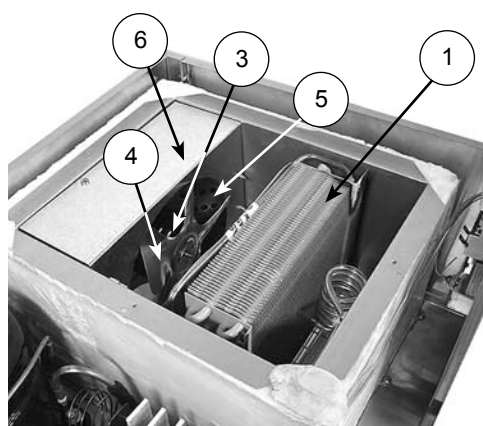


	MODEL	OLD PART NO.	DESCRIPTION	LIST
1.	11000079	GT-032616	Evaporator coil	\$215.00
2.	06001449	GT-035114	Evaporator fan motor, 6 watt	95.00
3.	07000155	GT-032803	Evaporator fan motor blade	10.00
4.	11000071	GT-031544	Evaporator fan motor mounting bracket	6.00
5.	11000164		Evaporator housing	127.00
	11000167		Evaporator housing, condenser drain pan, evaporator drain pan	168.00
6.	11000072	GT-031545	Brackets, evaporator coil (2 req'd)	11.00
7.	11000163		Evaporator fan shroud, Lettuce Crisper	20.00
8.	11000084	GT-035029	1/4 HP Tecumseh compressor, R134a (Units after 9/04)	390.00
	06001444	GT-035027	1/5 HP Tecumseh compressor, R22 (Units 3/00 to 9/04)	420.00
9.	06001382	GT-032211	Start capacitor for Tecumseh compressor	15.00
10.	06001415	GT-034117	Relay for Tecumseh compressor	19.00
11.	06001303	GT-031212	Overload for Tecumseh compressor	10.00
12.	11000080	GT-032617	Condenser coil	225.00
13.	06001449	GT-035114	Condenser fan motor	95.00
14.	11000071	GT-031544	Condenser fan motor bracket	6.00
15.	11000078	GT-032309	Condenser fan shroud	20.00
16.	07000155	GT-032803	Condenser fan motor blade	10.00
17.	11000096	GT-037021	Condenser filter with handle	78.00
18.	11000102	GT-038208	Wicking material, (20 pieces 2½" x 3")	24.00
	11000165		Evaporator Drain Pan	20.00
19.	11000200		Condenser Drain Pan Replacement Kit	30.00
20.	06001397	GT-033000	Defrost timer, automatic, 6 hour	32.00
21.	07000138	GT-031542	Bracket, defrost timer	3.00
22.	06004028		Filter dryer with service port	25.00
	11000120	GT-031717	Cap tube, Tecumseh 1/5 HP R22 (.036 x 60")	20.00
	11000121	GT-031720	Cap tube, Tecumseh 1/4 HP R134a (.036 x 48")	20.00



NOTE: To replace an evaporator housing on units manufactured prior to 05-18-06, you must order #11000167

<u>MODEL</u>	<u>OLD PART NO.</u>	<u>DESCRIPTION</u>	<u>LIST</u>
1. 11000079	GT-032616	Evaporator coil	\$215.00
2. 11000101	GT-038025	Evaporator drain pan, Lettuce Crisper	36.00
3. 06001449	GT-035114	Evaporator fan motor, 6 watt	95.00
4. 07000155	GT-032803	Blade, evaporator fan motor	10.00
5. 11000050	GT-031544	Bracket, evaporator fan motor	6.00
6. 11000119	GT-032310	Evaporator fan shroud	20.00
7. 11000100	GT-038017	Condensate unit drain pan, Lettuce Crisper	36.00
8. 11000122		Wicking material, (10 pieces 5¼" x 1")	15.00
9. 06004028		Filter dryer with service port	25.00
10. 11000082	GT-035005	1/5 HP Aspera compressor, R22	535.00
11. 06001379	GT-032201	Start capacitor for 1/5 HP R22 compressor	20.00
12. 08000083	GT-034107	Relay for 1/5 HP R22 compressor	15.00
13. 08000069	GT-031204	Overload for 1/5 HP R22 compressor	15.00
14. 11000080	GT-032617	Condenser coil	225.00
15. 06001449	GT-035114	Condenser fan motor	95.00
08000081	GT-032801	Condenser fan motor blade assembly	13.00
16. 11000071	GT-031544	Bracket, condenser fan motor	6.00
17. 11000078	GT-032309	Condenser fan shroud	20.00
18. 11000096	GT-037021	Condenser filter with handle	78.00
19. 06001397	GT-033000	Defrost timer, automatic, 6 hour	32.00
20. 07000138	GT-031542	Bracket, defrost timer	3.00
21. 06001405	GT-033202	Thermostat with knob	50.00
22. 06001632	GT-038419	Knob only	3.00
23. 11000085	GT-035305	Temperature gauge with probe	42.00
11000120	GT-031717	Cap tube, (.036 x 60")	20.00



# TERMS AND CONDITIONS

**PRICES:**

All prices are LIST. Applicable taxes will be added.

**QUOTATIONS:**

Unless otherwise stated, quotations are effective for 30 days only.

**ACCEPTANCE:**

All orders are subject to acceptance by Glastender, Inc.'s headquarters in Saginaw, Michigan. Possession of the Parts Directory and Price List is not an offer to sell.

**SHIPMENTS:**

F.O.B. factory in Saginaw, Michigan. Partial shipments will be made unless otherwise specified by the customer. Orders are shipped via UPS or DHL unless otherwise specified.

**PAYMENT TERMS:**

Cash should be included with all orders unless credit terms have been arranged. To establish credit, banking and trade references are required. A convenient credit application is available upon request. Visa and Mastercard are also accepted.

**DELIVERY:**

Varies according to prior production commitments, but parts orders generally ship within two working days.

**RETURNS:**

A Return Authorization (RA) number must be issued by the factory in advance for any items that are returnable. The RA number MUST be noted on the outside of the returned package. Returns must be received within 90 days of the RA issue date. Shipping charges must be prepaid. A 20% handling charge will be applied to all authorized returns if received in new, unused condition in the original packaging.

**LOSS OR DAMAGE:**

Glastender, Inc. is not responsible for any loss, damage, or delay of merchandise during shipment. Such transit claims must be filed with the carrier. Merchandise must be examined on arrival. If shortages occur, Glastender, Inc. must be notified in writing within five (5) days of delivery to honor any shortage claim.

NOTE: Glastender, Inc.'s policy of constant quality improvement means that prices, specifications, and policies are subject to change without notice.

## WARRANTY STATEMENT

**LABOR:** Glastender, Inc. warrants all products to be free of defects in material and workmanship. In established areas, a start-up and a 90-day labor warranty are included with glasswasher models GT-24 and GT-30. The GT-18 series glasswashers include a 90-day labor warranty. Self-contained refrigeration models, except beer line chillers, include a 1-year labor warranty, for the duration of one year from date of installation or up to 18 months from date of factory shipment, whichever occurs sooner. For warranty labor claims beyond 15 months from the date of factory shipment, proof of date of installation or occupancy must be provided. Authorization for labor must be obtained from Glastender within the warranty period and prior to the service being performed. Labor warranty applies to the United States and Canada only.

**PARTS:** Within one year from date of installation, or 15 months from date of factory shipment, whichever occurs sooner, Glastender, Inc. will replace any part or assembly found defective under normal use and service. Field replacement parts include a warranty of 90 days from date of installation. All self-contained refrigeration models include a 5-year compressor warranty.

A warranty claim form MUST accompany all returned defective parts or assemblies. This form MUST be completed in full. Failure to do so may result in delay or denial of credit. Any defective part or assembly must be returned to Glastender, Inc., Saginaw, Michigan, with all transportation and delivery charges prepaid. Warranty repairs or replacements will be shipped FOB factory in Saginaw, Michigan.

The warranty does not cover equipment subjected to accidents, freight damage, alterations, improper power and/or plumbing hookups, improper chemical use, general misuse, or lack of routine required maintenance as determined by Glastender, Inc.

No representative, distributor, dealer, or any other person is authorized to modify this warranty. This warranty replaces all other written or verbal warranties.

NOTE: Glastender, Inc.'s policy of constant quality improvement means that prices, specifications, and policies are subject to change without notice. Questions regarding this warranty should be directed to Glastender's Customer Service Representative.

03/01/07

### IMPORTANT!!

#### Attention Refrigeration Service Companies

Please review the important warranty information on this page. If you believe a service call should be covered by the factory, please call the factory for authorization between 8AM and 5PM EST, Monday through Friday.

