

Operation Manual and Parts Directory



ST24, ST36, ST48, ST60, ST72 AND ST96

SLIDE TOP COOLERS



ST36-B



ST48-SF

Glastender, Inc. · 5400 North Michigan Road · Saginaw, MI · 48604-9780
800.748.0423 · 989.752.4275 · Fax 800.838.0888 / 989.752.4444 · www.glastender.com

<u>TOPIC</u>	<u>PAGE</u>
Terms and Conditions	1
Warranty Statement.....	1
Installation.....	2
Operation.....	2
Cleaning Instructions	3
Electrical and Refrigeration Specifications	3
Wiring Diagrams.....	4-5
ST24 and ST36	4
ST48, ST60, ST72 and ST96	5
Evaporator and related parts	6
Compressor and condenser related parts	7-8
Shelving and related parts.....	9
Doors, tops and related parts	10
Refrigeration compartment covers	11-12
220 Volt electrical parts	12



TERMS AND CONDITIONS

PRICES:

All prices are LIST. Applicable taxes will be added.

QUOTATIONS:

Unless otherwise stated, quotations are effective for 30 days only.

ACCEPTANCE:

All orders are subject to acceptance by Glastender, Inc.'s headquarters in Saginaw, Michigan. Possession of the Parts Directory and Price List is not an offer to sell.

SHIPMENTS:

F.O.B. factory in Saginaw, Michigan. Partial shipments will be made unless otherwise specified by the customer. Orders are shipped via UPS or DHL unless otherwise specified.

PAYMENT TERMS:

Cash should be included with all orders unless credit terms have been arranged. To establish credit, banking and trade references are required. A convenient credit application is available upon request. Visa and Mastercard are also accepted.

DELIVERY:

Varies according to prior production commitments, but parts orders generally ship within two working days.

RETURNS:

A Return Authorization (RA) number must be issued by the factory in advance for any items that are returnable. The RA number **MUST** be noted on the outside of the returned package. Returns must be received within 90 days of the RA issue date. Shipping charges must be prepaid. A 20% handling charge will be applied to all authorized returns if received in new, unused condition in the original packaging.

LOSS OR DAMAGE:

Glastender, Inc. is not responsible for any loss, damage, or delay of merchandise during shipment. Such transit claims must be filed with the carrier. Merchandise must be examined on arrival. If shortages occur, Glastender, Inc. must be notified in writing within five (5) days of delivery to honor any shortage claim.

NOTE: Glastender, Inc.'s policy of constant quality improvement means that prices, specifications, and policies are subject to change without notice.

WARRANTY STATEMENT

LABOR: Glastender, Inc. warrants all products to be free of defects in material and workmanship. In established areas, a start-up and a 90-day labor warranty are included with glasswasher models GT-24 and GT-30. The GT-18 series glasswashers include a 90-day labor warranty. Self-contained refrigeration models, except beer line chillers, include a 1-year labor warranty, for the duration of one year from date of installation or up to 18 months from date of factory shipment, whichever occurs sooner. For warranty labor claims beyond 15 months from the date of factory shipment, proof of date of installation or occupancy must be provided. Authorization for labor must be obtained from Glastender within the warranty period and prior to the service being performed. Labor warranty applies to the United States and Canada only.

PARTS: Within one year from date of installation, or 15 months from date of factory shipment, whichever occurs sooner, Glastender, Inc. will replace any part or assembly found defective under normal use and service. Field replacement parts include a warranty of 90 days from date of installation. All self-contained refrigeration models include a 5-year compressor warranty.

A warranty claim form **MUST** accompany all returned defective parts or assemblies. This form **MUST** be completed in full. Failure to do so may result in delay or denial of credit. Any defective part or assembly must be returned to Glastender, Inc., Saginaw, Michigan, with all transportation and delivery charges prepaid. Warranty repairs or replacements will be shipped FOB factory in Saginaw, Michigan.

The warranty does not cover equipment subjected to accidents, freight damage, alterations, improper power and/or plumbing hookups, improper chemical use, general misuse, or lack of routine required maintenance as determined by Glastender, Inc.

No representative, distributor, dealer, or any other person is authorized to modify this warranty. This warranty replaces all other written or verbal warranties.

NOTE: Glastender, Inc.'s policy of constant quality improvement means that prices, specifications, and policies are subject to change without notice. Questions regarding this warranty should be directed to Glastender's Customer Service Representative.

03/01/07

IMPORTANT!!

Attention Refrigeration Service Companies

Please review the important warranty information on this page. If you believe a service call should be covered by the factory, please call the factory for authorization between 8AM and 5PM EST, Monday through Friday.

INTRODUCTION

This manual describes the operational features of Slide Top Coolers. Please review this information before attempting installation and operation.

Long term, trouble-free service will follow if good housekeeping and maintenance procedures are followed. Thank you for selecting Glastender, Inc. products.

UTILITY REQUIREMENTS AND CONNECTIONS

- Electrical: 115 Volt AC, 1 Phase, 60 Hz. A separate 15 Amp circuit is recommended. A 6-foot grounded cord is included.
- Plumbing: None required. Automatic condensate evaporator is included.

UNCRATING AND START-UP INSTRUCTIONS

All Slide Top Cooler models are shipped in one carton. These steps should be followed:

1. If legs or casters are included, bolt them to the base with the bolts provided.
2. Unwrap power cord from base.
3. Position unit and level and/or seal as required (see page 1-2).
4. Place racks in desired location.
5. Plug into 115 volt AC outlet.
6. Load with bottles or cans and allow time to cool. For best performance, load with pre-cooled bottles or cans. It is recommended that back-up product be stored in a walk-in cooler.
7. Your Glastender equipment is now ready for use.

SEALING SLIDE TOP BASE TO FLOOR

To comply with NSF & health codes. The slide top base must be sealed to the floor using NSF listed sealant. Place bead of sealant along outer edges of the base and remove excess with disposable towel.



OPERATION

The Slide Top Cooler is designed to maintain bottles and cans at an operating temperature range of 36°F (2°C) to 40°F (5°C).

Slide Top Coolers include an automatic defrost system. The cooler will defrost every six hours for approximately 20 minutes. During the defrost, the fan inside the cooler will remain on and the refrigeration system will turn off.

CLEANING INSTRUCTIONS

Cleaning is essential to sustaining the integrity of your equipment and preventing corrosion.

ESTIMATED CLEANING TIME: 5 to 10 minutes per unit daily, 45 minutes quarterly

FREQUENCY: Daily cleaning of exterior & door gaskets. Quarterly cleaning of interior, including shelves.

PROCEDURE:

1. A non-chlorine based cleaner or mild detergent and warm water applied with a soft cloth or sponge to all contact surfaces.
2. Immediately rinse off cleaning agent(s), using clean warm water, clean soft cloth or sponge.
3. Dry with a soft clean cloth, removing standing water as soon as possible.

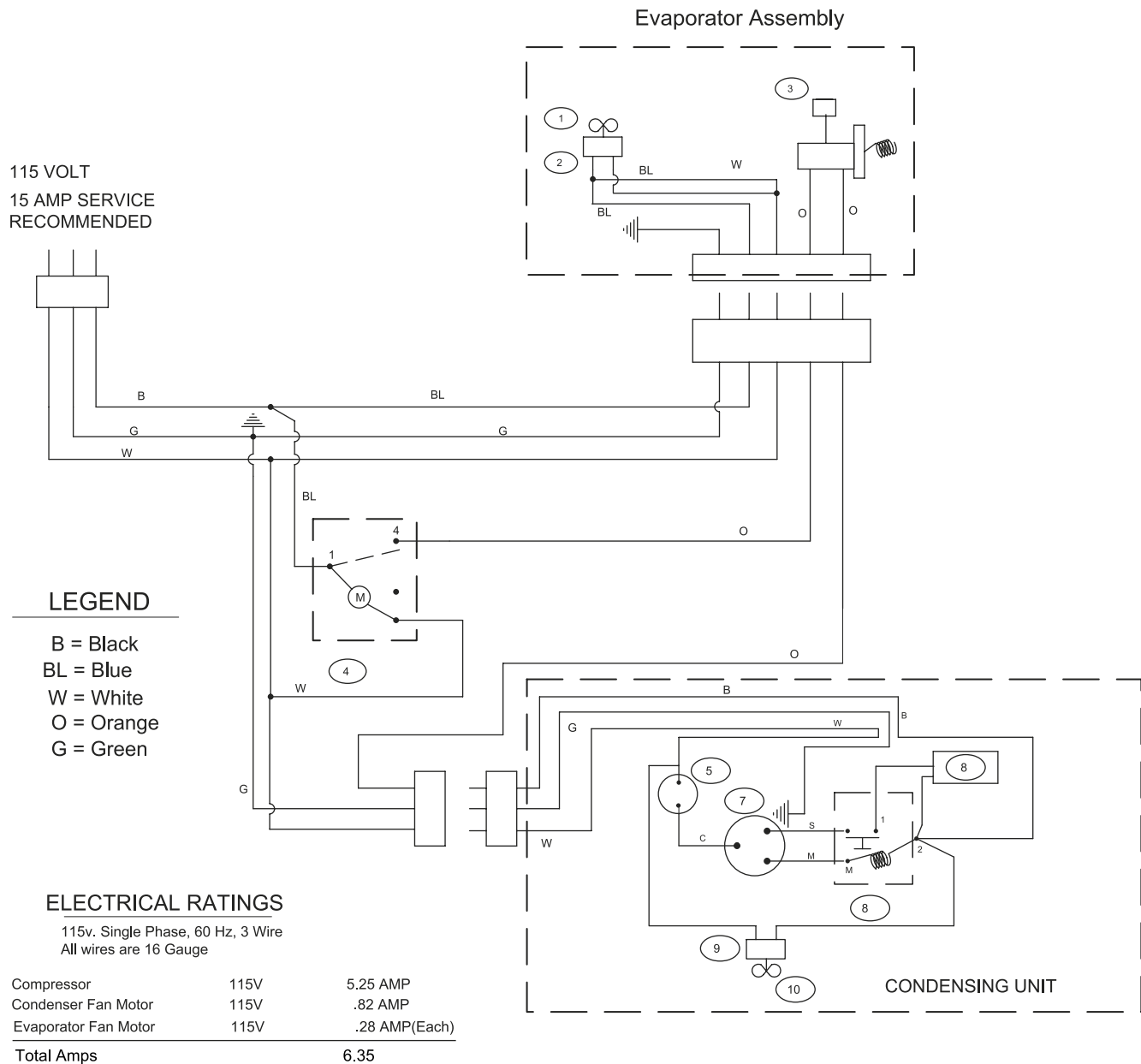
NOTES:

1. Never use hydrochloric acid, wire brushes, steel wool, scrapers, or chlorine based cleaners on stainless steel surfaces, since they will break down the passivity layer and allow corrosion to occur.
2. On stainless steel surfaces, you may use a soft bristle brush or Scotch-Brite® pad for more stubborn stains. Always scrub with the direction of the grain. Follow with a thorough cleaning as described above.
3. Deposits from food preparation must be properly removed. Even hard water deposits will rust stainless steel, if not removed.
4. Repeated cleaning may dry up black-vinyl-clad steel (exterior) surfaces of the cooler. Armor All® or similar product can bring back the shine. Apply the product to a cloth and then rub into the surface, rather than spraying it directly onto the black-vinyl-clad surface.
5. The cooler door gaskets are most often overlooked when cleaning. Failure to clean them regularly will lead to premature failure, since alcohol and moisture build-up breaks down the gasket material.
6. A slide top cooler does not have an interior drain, so a large sponge is required for removing excess moisture from the interior after cleaning.

ELECTRICAL AND REFRIGERATION SPECIFICATIONS

MODEL (L-to-R LENGTH)	ELECTRICAL	REFRIGERANT		DESIGN PRESSURE	
		TYPE	CHARGE	HIGH	LOW
24"	115V, 1Ph., 60 Hz., 5 Amp	R22	13.5oz.	200	85
36"	115V, 1Ph., 60 Hz., 5 Amp	R22	13.5oz.	200	85
48"	115V, 1Ph., 60 Hz., 8 Amp	R22	13.5oz.	285	144
60"	115V, 1Ph., 60 Hz., 8 Amp	R22	13.5oz.	285	144
72"	115V, 1Ph., 60 Hz., 8 Amp	R22	13.5oz.	285	144
96"	115V, 1Ph., 60 Hz., 8 Amp	R22	13.5oz.	285	144

WIRING DIAGRAM FOR MODELS ST24 AND ST36



ITEM	DESCRIPTION	PART #
1	EVAPORATOR FAN BLADE	06001395
2	EVAPORATOR FAN MOTOR	06001445
3	THERMOSTAT	06001405
4	DEFROST TIMER	06001397
5	OVERLOAD	06001303
6	CAPACITOR	06001382
7	COMPRESSOR, 1/5 HP, R22	06001444
8	START RELAY	06001415
9	CONDENSER FAN MOTOR	09000336
10	CONDENSER FAN BLADE	07000155

Evaporator Assembly

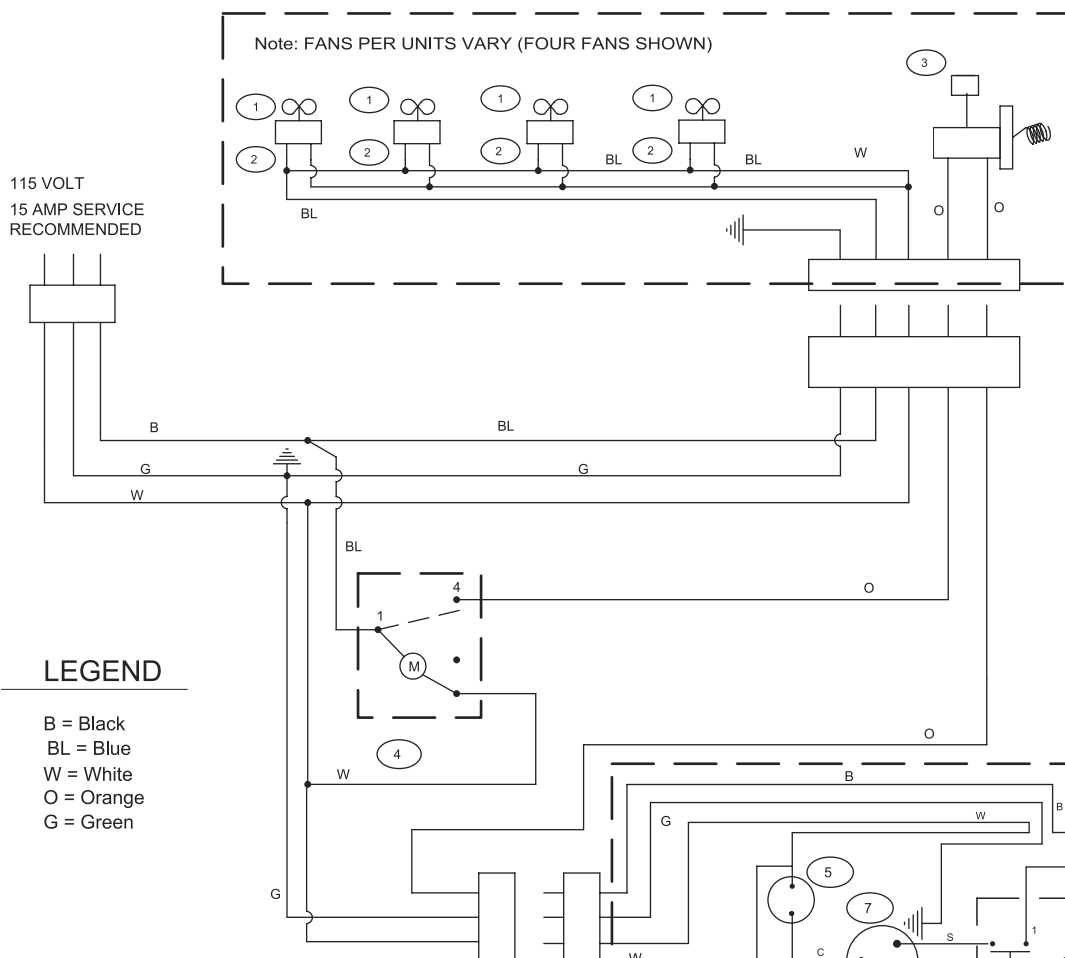


DIAGRAM APPLIES TO MODELS:

ST48 (TWO FANS)

ST72 (THREE FANS)

ST96 (FOUR FANS)

ST60 (TWO FANS)

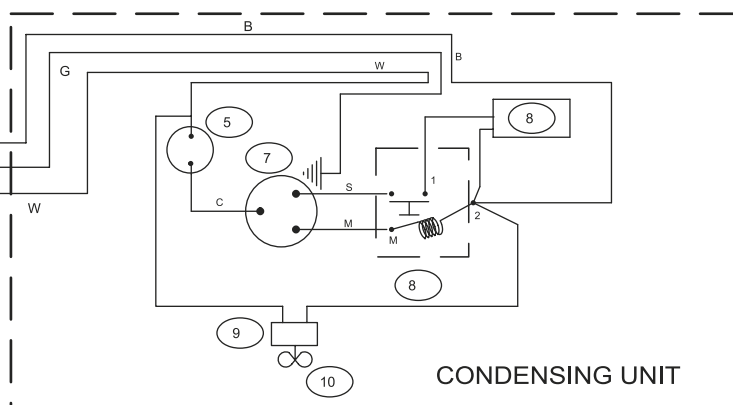
LEGEND

B = Black
BL = Blue
W = White
O = Orange
G = Green

ELECTRICAL RATINGS

115v. Single Phase, 60 Hz, 3 Wire
All wires are 16 Gauge

Compressor	115V	7.05 AMP
Condenser Fan Motor	115V	.80 AMP
Evaporator Fan Motor	115V	.28 AMP(Each)
Total Amps (Model ST96)		9.01






CONDENSING UNIT

ITEM	DESCRIPTION	PART #
1	EVAPORATOR FAN BLADE	06001395
2	EVAPORATOR FAN MOTOR	06001445
3	THERMOSTAT	06001405
4	DEFROST TIMER	06001397
5	OVERLOAD	07000128
6	CAPACITOR	06001380
7	COMPRESSOR, 1/3 HP, R22	06001443
8	START RELAY	07000168
9	CONDENSER FAN MOTOR	08000085
10	CONDENSER FAN BLADE	08000081

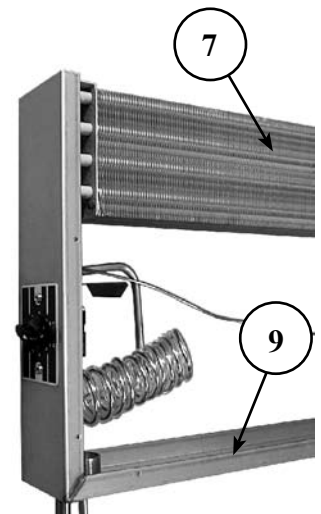


EVAPORATOR AND RELATED PARTS




<u>PART NO.</u>	<u>OLD PART NO.</u>	<u>DESCRIPTION</u>	<u>PRICE</u>
1. 07000310	GT-031514	Bracket, evaporator fan motor	\$14.00
2. 06001383	GT-032301	Guard, evaporator fan	12.00
3. 06001395	GT-032802	Fan blade, evaporator, 5 blade	5.00
4. 06001445	GT-035107	Fan motor, evaporator	35.00
5. 06001405	GT-033202	Temperature control, includes knob	50.00
6. 06001632	GT-038419	Knob, temperature control	3.00
7. 08000079	GT-032609	Evaporator coil, ST24, 36	180.00
08000077	GT-032604	Evaporator coil, ST48, 60	285.00
08000080	GT-032610	Evaporator coil, ST72, 96	390.00
8. 08000092	GT-036121	Cover, front, evaporator, stainless steel, ST24, 36	85.00
08000093	GT-036122	Cover, front, evaporator, stainless steel, ST48	108.00
08000147		Cover, front, evaporator, stainless steel, ST60	132.00
08000094	GT-036123	Cover, front, evaporator, stainless steel, ST72	162.00
08000095	GT-036124	Cover, front, evaporator, stainless steel, ST96	210.00
08000096	GT-036125	Cover, front, evaporator, galvanized, ST24, 36	66.00
08000097	GT-036126	Cover, front, evaporator, galvanized, ST48	77.00
08000211		Cover, front, evaporator, galvanized, ST60	100.00
08000098	GT-036127	Cover, front, evaporator, galvanized, ST72	120.00
08000099	GT-036128	Cover, front, evaporator, galvanized, ST96	170.00
9. 07000229	GT-037421	Housing and drain pan, evaporator, ST24, 36	60.00
08000116	GT-037422	Housing and drain pan, evaporator, ST48	72.00
08000139		Housing and drain pan, evaporator, ST60	84.00
08000117	GT-037423	Housing and drain pan, evaporator, ST72	96.00
08000118	GT-037424	Housing and drain pan, evaporator, ST96	120.00
10. 06001345	GT-031716	Tubing, drain, clear plastic, 1/2" ID x 5/8" OD per ft.	1.45



(Temperature control is located behind the front cover on the ST24,36)





Rear view of ST36


COMPRESSOR AND CONDENSER RELATED PARTS




<u>PART NO.</u>	<u>OLD PART NO.</u>	<u>DESCRIPTION</u>	<u>PRICE</u>
07000172	GT-035002	1/3 HP Aspera compressor, R22, ST48, 72, 96 (includes: 08000068, 06001379, and 06001414)	\$500.00
1. 06001379	GT-032201	Start capacitor, 1/3 and 1/5 HP Aspera compressor	20.00
2. 08000068	GT-031202	Overload protector, 1/3 HP Aspera compressor, ST48, 72, 96	12.00
3. 06001414	GT-034103	Relay, 1/3 HP Aspera compressor, ST48, 72, 96	14.00
11000082	GT-035005	1/5 HP Aspera compressor, R22, ST24, 36 (includes: 08000069, 06001379, and 08000083)	535.00
08000069	GT-031204	Overload protector for 1/5 HP Aspera compressor, ST24, 36	15.00
08000083	GT-034107	Relay for 1/5 HP Aspera compressor, ST24, 36	15.00
4. 06001443	GT-035025	1/3 HP Tecumseh compressor, R22, ST48, 60, 72, 96 (includes: 06001380, 07000168, and 07000128)	400.00
06001380	GT-032206	Start capacitor for 1/3 HP Tecumseh compressor	20.00
07000168	GT-034112	Relay, 1/3 HP Tecumseh compressor, ST48, 60, 72, 96	18.00
07000128	GT-031207	Overload protector for 1/3 HP Tecumseh compressor, ST48, 60, 72, 96	12.00
06001444	GT-035027	1/5 HP Tecumseh compressor, R22, ST24, 36 (includes: 06001382, 06001415, and 06001303)	490.00
06001382	GT-032207	Start capacitor for 1/5 HP Tecumseh compressor	15.00
04000243	GT-034113	Relay for 1/5 HP compressor, ST24, 36	18.00
06001303	GT-031208	Overload protector for 1/5 HP compressor, ST24, 36	10.00
5. 08000081	GT-032801	Fan blade, condenser, 3 blade, ST48, 60, 72, 96	13.00
07000155	GT-032803	Fan blade, condenser, 5 blade, ST24, 36	10.00
6. 08000085	GT-035106	Motor, condenser fan, 16W, ST48, 60, 72, 96	110.00
09000336	GT-035109	Motor, condenser fan, 9W, ST24, 36	80.00
7. 07000179	GT-035714	Nut, fan blade mounting	1.00
8. 06001319	GT-031512	Bracket, condenser fan motor mounting, ST48, 60, 72, 96	5.00
06001321	GT-031515	Bracket, condenser fan motor mounting, ST24, 36	5.00
9. 08000075	GT-032307	Fan shroud, condenser, ST48, 60, 72, 96	11.00
07000152	GT-032302	Fan shroud, condenser, ST24, 36	15.00
10. 08000076	GT-032601	Condenser coil, ST48, 60, 72, 96	220.00
08000078	GT-032607	Condenser coil, ST24, 36	145.00
11. 06004028		Filter dryer with service port	25.00
08000126	GT-031717	Capillary tubing, 38" x .036 ID, ST24, 36	20.00
06001614	GT-032510	Capillary tubing, 110" x .054 ID, ST48, 60, 72, 96	20.00
06001633	GT-032512	Capillary tubing, 48" x .054 ID (set of two), ST96, dual evaporator	20.00
12. 06001354	GT-031749	Tubing, armaflex, 1-1/8" ID x 3/8" OD (per foot)	2.00
13. 06001397	GT-033000	Defrost timer, automatic	32.00
14. 07000138	GT-031542	Bracket, automatic defrost timer mounting	3.00
00000051	GT-038773	Screw, automatic defrost timer mounting, #6 x 1/2" PPH, SMS, zinc	1.00
15. 06001409	GT-033304	Receptacle, compressor	5.00
16. 06000011	GT-036148	Cover, compressor receptacle mounting	10.00
00000030	GT-038728	Screw, electrical box and compressor receptacle mounting, #10 x 1/2", PPH, zinc, drill kwik (4 required)	1.00
17. 00000168	GT-040729	Electrical box	4.00
06001552	GT-038401	Grommet, electrical box (2 required)	3.50
18. 08000125	GT-038006	Pan, condensate, ST24, 36	60.00
08000119	GT-038007	Pan, condensate, ST48, 60, 72, 96	115.00
19. 07000235	GT-038203	Wicking material, consists of 11 4" pieces, ST24, 36 (prior to 1998)	14.00
07000234	GT-038204	Wicking material, consists of 11 9-1/4" pieces, ST48, 72, 96 (prior to 1998)	24.00
08000128		Wicking material, consists of 20 4" pieces, ST24, 36 (after 1998)	32.00
08000129		Wicking material, consists of 30 9-1/4" pieces, ST48, 60, 72, 96 (after 1998)	50.00
20. 06001313	GT-031400	Power cord, condensing unit	20.00
21. 06001314	GT-031401	Power cord, exterior	35.00

SHELVING AND RELATED PARTS

<u>PART NO.</u>	<u>OLD PART NO.</u>	<u>DESCRIPTION</u>	<u>PRICE</u>
1. 08000071	GT-031529	Bracket, 28" divider rack, ST48 (2 required)	\$20.00
08000137		Bracket, 40", divider rack, ST60 (2 required)	26.00
08000072	GT-031530	Bracket, 52" divider rack, ST72 (2 required)	30.00
08000073	GT-031531	Bracket, 76" divider rack, ST96 (2 required)	40.00
00000031	GT-038729	Screw, bracket mounting, #10 x 1/2" PPH, SS, SMS	1.00
2. 08000082	GT-032906	Rack, divider, chrome, ST48, 60, 72, 96	50.00
3. 08000114	GT-037206	Divider wall, stainless steel, ST24, 36	60.00
08000115	GT-037207	Divider wall, galvanized, ST24, 36	41.00



2



3

LIGHT KITS

<u>PART NO.</u>	<u>DESCRIPTION</u>	<u>PRICE</u>
1. STLK-1	Light kit, ST48, ST60	\$140.00
STLK-2	Light kit, ST72, ST96	280.00




1


DOORS, TOPS, AND RELATED PARTS





<u>PART NO.</u>	<u>OLD PART NO.</u>	<u>DESCRIPTION</u>	<u>PRICE</u>
1. 07000129	GT-031311	Gasket, wiper, 24" top 21-1/2" long	\$10.00
07000130	GT-031312	Gasket, wiper, 36" top 33-1/2" long	14.00
08000107	GT-036221	Sliding door, locking, 20-3/16", ST24	180.00
08000108	GT-036222	Sliding door, locking, 32-3/16", ST36	240.00
08000106	GT-036217	Sliding door, locking ST24, ST48, ST72, ST96 (pre 2000)	180.00
08000109	GT-036223	Sliding door, locking, ST36 (pre 2000)	240.00
07000213	GT-036214	Sliding door, 20-3/16", ST24	126.00
2. 07000214	GT-036216	Sliding door, 32-3/16", ST36	192.00
08000225		Key, CH751 for slide top cooler lock	4.00
07000544		Key, AH2 for slide top cooler lock (06-07 through 08-01-07)	4.00
3. 07000231	GT-038113	Top, ST24	126.00
07000232	GT-038114	Top, ST36	192.00
07000233	GT-038115	Top, ST48	252.00
08000184		Top, ST60	360.00
08000120	GT-038116	Top, ST72	384.00
08000121	GT-038117	Top, ST96	510.00
4. 07000250	GT-040306	Breaker strip, 24" sliding locking door opening, 4 pieces	70.00
07000251	GT-040307	Breaker strip, 36" sliding locking door opening, 4 pieces	80.00
07000238	GT-038437	Breaker strip, 24" sliding door opening, 4 pieces	25.00
07000239	GT-038438	Breaker strip, 36" sliding door opening, 4 pieces	35.00



Left Side from rear

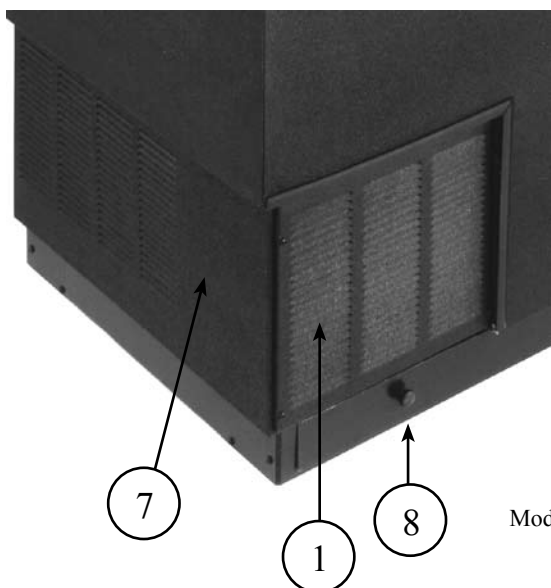


Right Side from rear



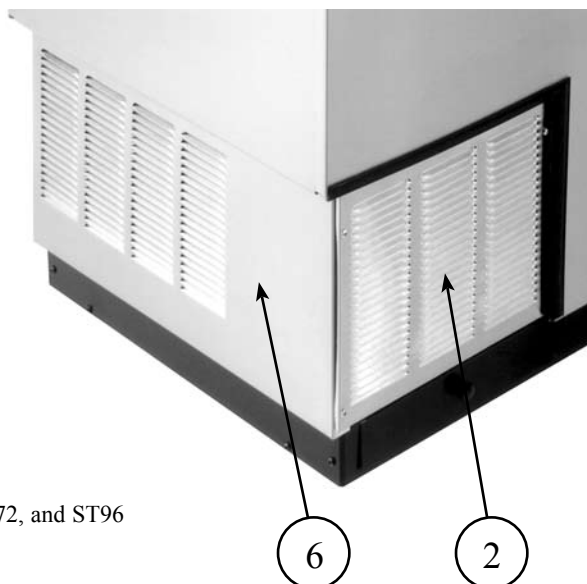
Models ST24, ST36

Rear view



Models ST48, ST60, ST72, and ST96

Front view



REFRIGERATION COMPARTMENT COVERS



<u>PART NO.</u>	<u>OLD PART NO.</u>	<u>DESCRIPTION</u>	<u>PRICE</u>
07000202	GT-036129	Cover, front, black clad vinyl, ST24	\$40.00
07000203	GT-036130	Cover, front, stainless steel, ST24	80.00
08000100	GT-036131	Cover, front, black clad vinyl, ST36	50.00
08000101	GT-036132	Cover, front, stainless steel, ST36	100.00
1. 08000102	GT-036133	Cover, front or back, black clad vinyl, ST48, 60, 72, 96	50.00
2. 08000103	GT-036134	Cover, front or back, stainless steel, ST48, 60, 72, 96	100.00
3. 07000192	GT-036111	Back, black clad vinyl, ST24	40.00
07000193	GT-036112	Back, stainless steel, ST24	80.00
07000194	GT-036113	Back, black clad vinyl, ST36	50.00
07000195	GT-036114	Back, stainless steel, ST36	100.00
07000198	GT-036117	Side, left, black clad vinyl, ST24, 36	40.00
4. 07000199	GT-036118	Side, left, stainless steel, ST24, 36	80.00
07000200	GT-036119	Side, right, black clad vinyl, ST24, 36	40.00
5. 07000201	GT-036120	Side, right, stainless steel, ST24, 36	80.00
6. 08000105	GT-036140	Side, left, stainless steel, ST48, 60, 72, 96	80.00
7. 08000104	GT-036139	Side, left, black clad vinyl, ST48, 60, 72, 96	40.00
8. 08000119	GT-038007	Pan, condensate, ST48, 60, 72, 96	115.00

220 VOLT ELECTRICAL PARTS

<u>PART NO.</u>	<u>DESCRIPTION</u>	<u>PRICE</u>
06001436	Compressor, 1/3 HP, 220/50Hz, R22, ST48, 60, 72, 96	\$500.00
06004145	Start capacitor, 1/3 HP R22 compressor, 220/50Hz, ST48, 60, 72, 96	35.00
06004146	Relay, compressor, 1/3 HP, 220V/50Hz, R22, ST48, 60, 72, 96	15.00
06004147	Overload for 1/3 HP R22 compressor, 220/50Hz, ST48, 60, 72, 96	15.00
11000083	Compressor, 1/5HP, 220V, 50Hz, R22, ST24, 36	485.00
11000196	Start capacitor, 1/5HP R22 compressor 220/50Hz, ST24, 36	15.00
11000198	Relay, 1/5HP, R22 compressor 220V/50Hz, ST24, 36	19.50
11000199	Overload protector, 1/5HP, R22, compressor 220V/50Hz, ST24, 36	15.00
09000337	Motor, condenser fan, 220V, 16 watt, ST48, 60, 72, 96	140.00
06001451	Motor, condenser fan, 9 watt, 220V 50/60 Hz, ST24, 36	120.00
06001448	Motor, evaporator fan, 220V	50.00
06001398	Defrost timer, automatic, 220V, 50 cycle	32.00

ELECTRICAL COMPONENTS

<u>PART NO.</u>	<u>DESCRIPTION</u>	<u>PRICE</u>
06006121	Replacement powercord assembly, includes (06001572 06001314)	\$40.00

