



# Flav-R-Savor<sup>®</sup>

## Tall Humidified Holding Cabinets

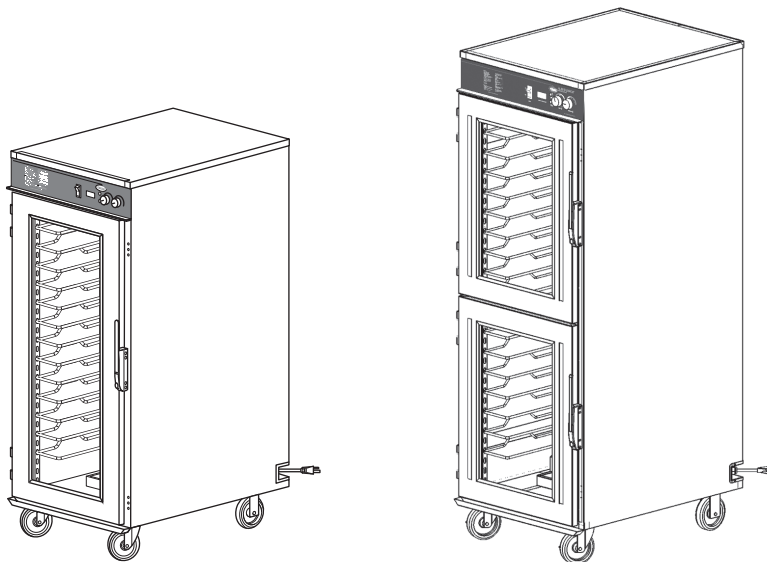
### *FSHC Series*

---

FSHC-12

FSHC-17

---



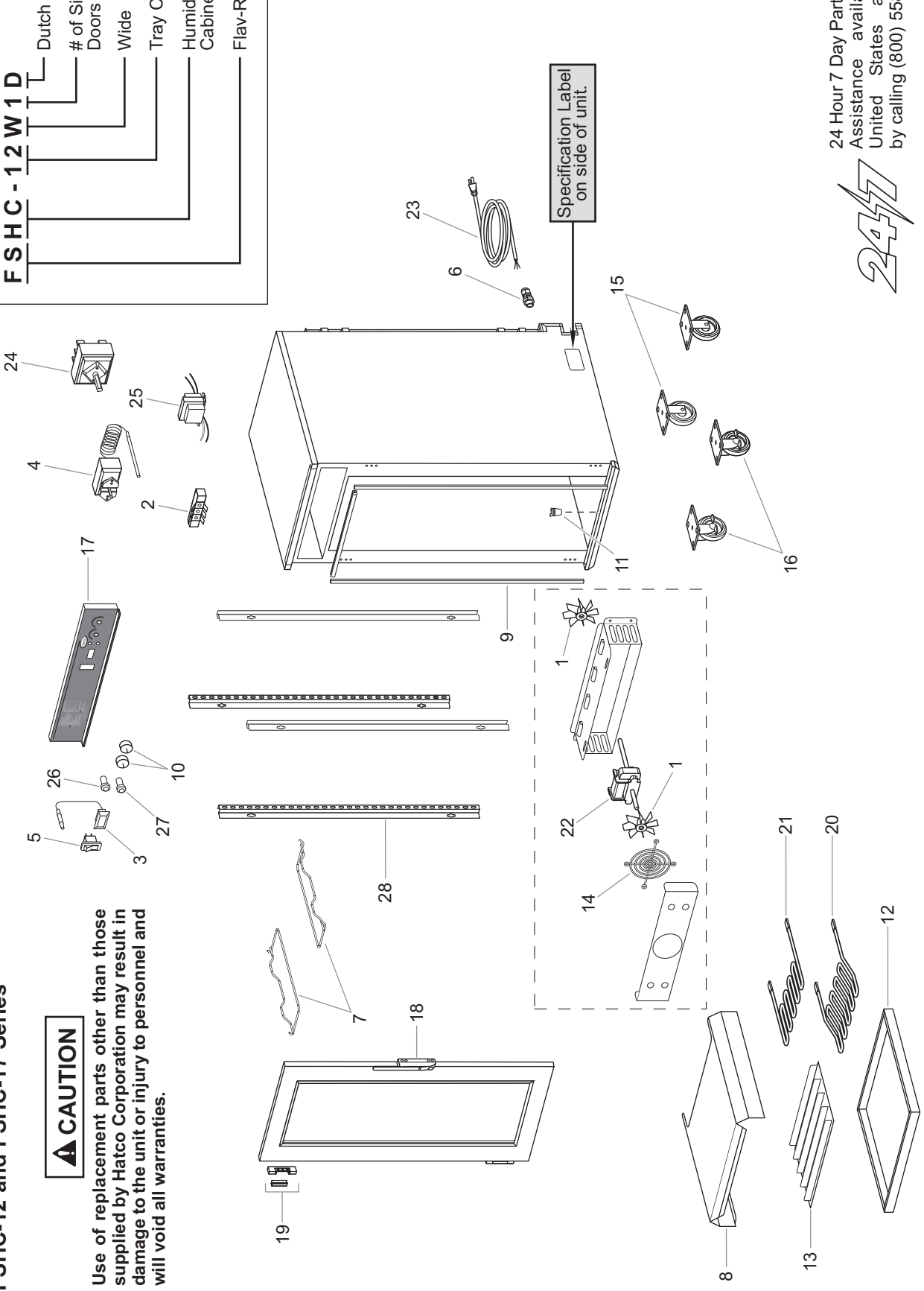
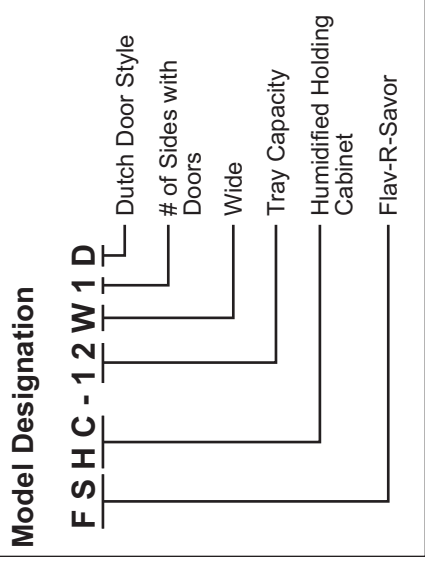
## REPLACEMENT PARTS LIST

# HATCO FLAV-R-SAVOR® TALL HUMIDIFIED HOLDING CABINET

## FSHC-12 and FSHC-17 Series

**CAUTION**

Use of replacement parts other than those supplied by Hatco Corporation may result in damage to the unit or injury to personnel and will void all warranties.



**24/7**

24 Hour 7 Day Parts and Service Assistance available in the United States and Canada by calling (800) 558-0607.



**PARTS COMMON TO ALL FSHC-12 AND FSHC-17 MODELS**

Item	Description	Part No.	Qty.	Item	Description	Part No.	Qty.
1	Fan Blade, Blower	X02.12.099.00	2	10	Control Knob	05.30.019.00	2
2	Terminal Block	X02.15.053.00	1	11	Stopper, Drain	X04.48.031.00	1-2
3	Temperature Indicator (F°)	02.16.057.00	1	12	Water Pan*	X04.48.029.00	1
	Temperature Indicator (C°)	02.16.058.00	1	13	Grid Insert, Water Pan♦	X04.40.030.00	1
4	Air Heat Thermostat with Bulb	X02.16.142.00	1	14	Fan Guard	02.12.011.00	1
5	On/Off Switch, Lighted	X02.19.188.00	1	15	Caster 5", Rigid	X04.17.1382.00	2
6	Cord Grip Assembly	02.20.259.00	1	16	Caster 5", Swivel and Brake	X04.17.1383.00	2
7	Pan Slide	X04.17.1186.00	24-34	17	Decal, Control Plate	X07.03.615.00	1
8	Heat Tunnel Cover	X04.17.1277.00	1	18	Door Handle	X04.26.391.00	1-4
9	Door Gasket	X05.06.095.00	Per Foot	19	Door Hinge	X04.26.390.00	2-8

\* FSHC-12 and FSHC-17 models manufactured before February 15, 2006 use part number X04.48.053.00.

♦ FSHC-12 and FSHC-17 models manufactured before February 15, 2006 use part number X04.48.052.00.

NOTE: The last four digits in a ten digit numerical serial number are the manufacturing date code.

Example: Serial number 3330840704 has a date code of "0704" which indicates the following: 0704



### PARTS SPECIFIC TO MODEL FSHC-12W1

Item	Description	120V	208/240V	220-240V
		60 Hz	60 Hz	50/60 Hz
20	Water Heating Element, 110W	X02.05.629.00	X02.05.671.00	X02.05.671.00
21	Air Heating Element, 1500W	R02.08.623.00	X02.08.622.00	X02.08.622.00
22	Blower Motor and Blades	R02.12.098.00	R02.12.106.00	R02.12.106.00
23	Power Cord and Plug	X02.18.254.00†	X02.18.256.00	X02.18.257.00‡ or X02.18.258.00‡
24	Humidity Control Switch	X02.19.187.00	X02.19.207.00	X.02.19.207.00
25	Transformer, 24V	02.17.022.00	02.17.023.00	02.17.023.00
26	Indicator Light, Red	02.19.070R.00	02.19.071R.00	02.19.071R.00
27	Indicator Light, Green	02.19.070G.00	02.19.071G.00	02.19.071G.00
28	Upright Tray Slide Holder (Qty. 4)	X04.17.1404.00	X04.17.1404.00	X04.17.1404.00
Electrical Drawing		10-01-529	10-01-529	10-01-529

### PARTS SPECIFIC TO MODEL FSHC-12W2

Item	Description	120V	208/240V	220-240V
		60 Hz	60 Hz	50/60 Hz
20	Water Heating Element, 110W	X02.05.629.00	X02.05.671.00	X02.05.671.00
21	Air Heating Element, 1500W	R02.08.623.00	X02.08.622.00	X02.08.622.00
22	Blower Motor and Blades	R02.12.098.00	R02.12.106.00	R02.12.106.00
23	Power Cord and Plug	X02.18.254.00†	X02.18.256.00	X02.18.257.00‡ or X02.18.258.00‡
24	Humidity Control Switch	X02.19.187.00	X02.19.207.00	X.02.19.207.00
25	Transformer, 24V	02.17.022.00	02.17.023.00	02.17.023.00
26	Indicator Light, Red	02.19.070R.00	02.19.071R.00	02.19.071R.00
27	Indicator Light, Green	02.19.070G.00	02.19.071G.00	02.19.071G.00
28	Upright Tray Slide Holder (Qty. 4)	X04.17.1404.00	X04.17.1404.00	X04.17.1404.00
Electrical Drawing		10-01-529	10-01-529	10-01-529

The shaded areas contain information for **International models only**.

† 120 Volt units for Canada use a 20 amp power cord and plug, P/N X02.18.222.00.

‡ 220-240 units for export use either X02.18.257.00 (BS 1363 style) or X02.18.258.00 (CEE 717 Schuko style).



**PARTS SPECIFIC TO MODEL FSHC-17W1**

Item	Description	120V 60 Hz	208/240V 60 Hz	220-240V 50/60 Hz
20	Water Heating Element, 110W	X02.05.629.00	X02.05.671.00	X02.05.671.00
21	Air Heating Element, 1500W	R02.08.623.00	X02.08.622.00	X02.08.622.00
22	Blower Motor and Blades	R02.12.098.00	R02.12.106.00	R02.12.106.00
23	Power Cord and Plug	X02.18.254.00†	X02.18.256.00	X02.18.257.00‡ or X02.18.258.00‡
24	Humidity Control Switch	X02.19.187.00	X02.19.207.00	X.02.19.207.00
25	Transformer, 24V	02.17.022.00	02.17.023.00	02.17.023.00
26	Indicator Light, Red	02.19.070R.00	02.19.071R.00	02.19.071R.00
27	Indicator Light, Green	02.19.070G.00	02.19.071G.00	02.19.071G.00
28	Upright Tray Slide Holder (Qty. 4)	X04.17.1405.00	X04.17.1405.00	X04.17.1405.00
	Electrical Drawing	10-01-529	10-01-529	10-01-529

**PARTS SPECIFIC TO MODEL FSHC-17W1D**

Item	Description	120V 60 Hz	208/240V 60 Hz	220-240V 50/60 Hz
20	Water Heating Element, 110W	X02.05.629.00	X02.05.671.00	X02.05.671.00
21	Air Heating Element, 1500W	R02.08.623.00	X02.08.622.00	X02.08.622.00
22	Blower Motor and Blades	R02.12.098.00	R02.12.106.00	R02.12.106.00
23	Power Cord and Plug	X02.18.254.00†	X02.18.256.00	X02.18.257.00‡ or X02.18.258.00‡
24	Humidity Control Switch	X02.19.187.00	X02.19.207.00	X.02.19.207.00
25	Transformer, 24V	02.17.022.00	02.17.023.00	02.17.023.00
26	Indicator Light, Red	02.19.070R.00	02.19.071R.00	02.19.071R.00
27	Indicator Light, Green	02.19.070G.00	02.19.071G.00	02.19.071G.00
28	Upright Tray Slide Holder (Qty. 4)	X04.17.1405.00	X04.17.1405.00	X04.17.1405.00
	Electrical Drawing	10-01-529	10-01-529	10-01-529

The shaded areas contain information for **International models only**.

† 120 Volt units for Canada use a 20 amp power cord and plug, P/N X02.18.222.00.

‡ 220-240 units for export use either X02.18.257.00 (BS 1363 style) or X02.18.258.00 (CEE 7/7 Schuko style).



### PARTS SPECIFIC TO MODEL FSHC-17W2

Item	Description	120V	208/240V	220-240V
		60 Hz	60 Hz	50/60 Hz
20	Water Heating Element, 110W	X02.05.629.00	X02.05.671.00	X02.05.671.00
21	Air Heating Element, 1500W	R02.08.623.00	X02.08.622.00	X02.08.622.00
22	Blower Motor and Blades	R02.12.098.00	R02.12.106.00	R02.12.106.00
23	Power Cord and Plug	X02.18.254.00†	X02.18.256.00	X02.18.257.00‡ or X02.18.258.00‡
24	Humidity Control Switch	X02.19.187.00	X02.19.207.00	X.02.19.207.00
25	Transformer, 24V	02.17.022.00	02.17.023.00	02.17.023.00
26	Indicator Light, Red	02.19.070R.00	02.19.071R.00	02.19.071R.00
27	Indicator Light, Green	02.19.070G.00	02.19.071G.00	02.19.071G.00
28	Upright Tray Slide Holder (Qty. 4)	X04.17.1405.00	X04.17.1405.00	X04.17.1405.00
Electrical Drawing		10-01-529	10-01-529	10-01-529

### PARTS SPECIFIC TO MODEL FSHC-17W2D

Item	Description	120V	208/240V	220-240V
		60 Hz	60 Hz	50/60 Hz
20	Water Heating Element, 110W	X02.05.629.00	X02.05.671.00	X02.05.671.00
21	Air Heating Element, 1500W	R02.08.623.00	X02.08.622.00	X02.08.622.00
22	Blower Motor and Blades	R02.12.098.00	R02.12.106.00	R02.12.106.00
23	Power Cord and Plug	X02.18.254.00†	X02.18.256.00	X02.18.257.00‡ or X02.18.258.00‡
24	Humidity Control Switch	X02.19.187.00	X02.19.207.00	X.02.19.207.00
25	Transformer, 24V	02.17.022.00	02.17.023.00	02.17.023.00
26	Indicator Light, Red	02.19.070R.00	02.19.071R.00	02.19.071R.00
27	Indicator Light, Green	02.19.070G.00	02.19.071G.00	02.19.071G.00
28	Upright Tray Slide Holder (Qty. 4)	X04.17.1405.00	X04.17.1405.00	X04.17.1405.00
Electrical Drawing		10-01-529	10-01-529	10-01-529

The shaded areas contain information for **International models only**.

† 120 Volt units for Canada use a 20 amp power cord and plug, P/N X02.18.222.00.

‡ 220-240 units for export use either X02.18.257.00 (BS 1363 style) or X02.18.258.00 (CEE 7/7 Schuko style).

**NOTES**

---

---

---

---

---

---

---

---

---

---

---

---

---

---

---

---

---

---

---

---

---

---

---

---



