



# RFHI-SSB-HS

## Professional Series Reach-in Dual Temp



RFHI-SSB-HS  
12/10  
Item # 13272

Hoshizaki America, Inc. reserves the right to change specifications without notice.

Item #

Project:

Qty:

\*AutoCad available on KCL

### RFHI-SSB-HS Dimensions W x D x H

I Section - 27.5" x 33.6" x 84.5"\*

\*with 6" adj. legs

### Electrical/Refrigeration

**Voltage** - 115/60/1

**HACR Breaker** - 15.0

**Electrical Connection** - 5-15P (NEMA)

**Voltage Range** 104-126

**Ambient Temp. Range** 45°-100°F

**Control Setpoint Range** 36°-50°F (R)  
-10° - 25°F (F)

\*Refrigerant R-134A - Refrigerator  
R-404A - Freezer

### Warranty

Valid in United States, Canada, Puerto Rico, and U.S. Territories. Contact factory for warranty in other countries.

- **Two Year** - Parts & Labor on entire machine.
- **Five Year** - Parts on: Compressor.

### Options

- Heavy duty 4" casters
- Door reversal kit
- Additional epoxy shelves
- Stainless steel shelves
- Patented foot pedal door opener
- Combination universal tray/pan slides
- Door padlock hasp
- NAFEM Data Protocol connection  
(2 required; Software by other vendors)



- Stainless steel interior and exterior
- Energy efficient thermostatic expansion valve self contained refrigeration system
- EverCheck digital control system with audio alarms
- Entire cabinet is insulated with 2 3/8" foamed in place polyurethane
- Self closing all stainless steel doors with locks
- Dual door frame heaters with energy saving on/off switch
- All metal torsion spring hinge design with stay open feature
- Exclusive "stepped" door design to protect recessed door gasket
- Flush mount door handles
- Field reversible doors (with optional kit)
- Epoxy coated evaporator coil
- Hinged upper front panel for easy access to controller
- Removable, cleanable refrigeration system air filter
- Energy efficient automatic hot gas condensate evaporator
- (3) Epoxy coated wire shelves per section
- Standard with (4) 6" adjustable legs with stainless steel feet
- Two years parts and labor warranty
- Five year compressor warranty
- 8 ft. cord and plug

### Dimensions / Capacity

Model #	One Section RFHI-SSB-HS
Interior Storage Capacity (CF)	9.1 ft <sup>3</sup> (R) / 10.5 ft <sup>3</sup> (F)
Overall Width x Depth	27.5" x 33.6"
Height (including 6" legs)	84.5"
Door Opening Width x Height	21.75" x 26.75"
Depth with Door open at 90°	58.5"
Adjustable Shelves	3
Center Shelves	-
Shelf Dimensions (W x D)	21.25" x 26"
Crated Shipping Weight	490 lbs
Crated Height x Width x Depth	85" x 32" x 38"

### Electrical & Refrigeration Data

Model #	One Section RFHI-SSB-HS
Amperage	9.5
Energy Consumption (kwh/day)	10.0
Heat Rejection (BTU/Hr.)	1630
BTU/Hr.	1135 (1/4 HP) R / 1716 (.6 HP) F



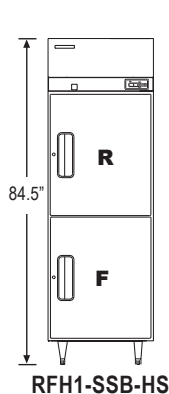
© HOSHIZAKI AMERICA, INC.

618 Hwy. 74 S., Peachtree City, GA 30269  
TEL 800-438-6087  
FAX 800-345-1325  
www.hoshizaki.com

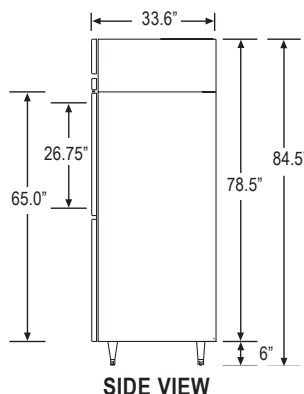


# RFHI-SSB-HS

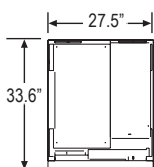
Professional Series Reach-in Dual Temp



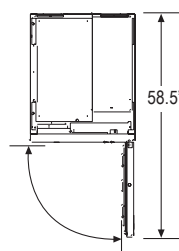
RFHI-SSB-HS



SIDE VIEW



PLAN VIEW



DOOR SWING

## Cabinet Construction

The exterior cabinet front, sides, shrouds and hinged front panel are constructed of high quality stainless steel. The exterior top, back and bottom are made from galvanized steel. The cabinet interior walls and ceiling are stainless steel. The floor is stainless steel with coved corner construction. Heavy duty ABS thermal breaks are used to reduce heat transfer. Three (3) heavy duty epoxy coated shelves per section are standard. Mounted on stainless steel pilasters the shelves are adjustable in 1" increments. The cabinet door perimeter heater provides condensation control in high humidity environments and is equipped with a back-up heater should the primary fail. A manual power switch allows for energy savings in low humidity conditions. Cabinet walls and doors are insulated with 2 3/8" of environmentally friendly R-134A, CFC free foamed in place polyurethane. The interior light is automatically activated when doors are opened. 6" die cast legs with stainless steel feet are standard.

## Door Construction

Doors are constructed of high grade stainless steel inside and out and are standard with locks. Hoshizaki's exclusive "stepped" design protects the recessed door gasket as product is removed from the cabinet. Flush mount door handles maximize aisle space by eliminating protruding parts. The door hinges are all metal and include an adjustable torsion spring closure that will not wear out like traditional cam-lift hinges. Hinge plates are constructed of eight (8) gauge stainless steel and include a welded hinge pin. Doors stay open at 105° and are self-closing at 75°. Snap-in magnetic door gaskets are durable and easily removed for cleaning. Door hinging is field reversible (with an optional door reversal hinge kit).

## Refrigeration System

Two independent high efficiency refrigeration systems are designed with large capacity condensers and evaporators resulting in lower overall power consumption. The evaporator coil is epoxy coated for extended life. Stainless steel refrigerant tubing is used as the hot gas condensate evaporator. Thermostatic expansion valves control the flow of R-134A and R-404A refrigerant. Removable, cleanable air filters protect the condenser coils and help reduce cleaning requirements of the refrigeration system. 115 volt units are equipped with an 8 foot cord and plug (20.0 amps or less).

The EverCheck® Digital Control System monitors the operation and performance of the refrigeration system and is standard on all Professional Series units. The EverCheck includes solid state controls to maintain optimum cabinet temperature, and monitor high and low temperatures, high pressure, high and low voltage, clean filter, door open and evaporator temperature functions. It also provides audio and visual alarms to alert the operator to possible problems. An LED display shows the cabinet temperature and is adjustable to Fahrenheit or Celsius. The EverCheck control systems are NAFEM Data Protocol ready and requires optional hardware for implementation (monitoring software by others).