



## Display Merchandiser Refrigerated Countertop models 40000A

model ☐ 40048A ☐ 40048SSA

### Description:

48" long x 25" deep single service or pass-thru, self-contained countertop refrigerated display case with insulated self-closing doors, (3) display shelves, and fluorescent illumination. R-134a forced air refrigeration system with high capacity evaporator coil and thermostatic control. Foamed in place, "CFC free" insulation and cordset for 115V operation.

### Specifications:

**CABINET EXTERIOR:** Cabinet body is constructed of all metal. The top, front, sides, and louver panels are stainless steel. Bottom to be corrosion resistant steel with stainless steel tubular framing for flush mounting to counter. Self-closing insulated glass sliding doors. (Model 40048SSA with thermalpane solid panel in lieu of pass-thru doors on back, and can be wall mounted.)

**CABINET INTERIOR:** Unit interior to be ABS thermoplastic sides with molded aluminum pilasters and three adjustable powder coated display shelves. Interior top to be aluminum with fluorescent lighting fixture. Unit insulated with CFC free, foamed in place urethane insulation. Interior bottom to be stainless steel.

**DOORS:** Insulated sliding glass doors front and back, to be self-closing with rubber wiper between doors to minimize air loss, and vinyl frame to reduce condensation. Doors easily removable for cleaning.

**REFRIGERATION:** CFC free, R-134a refrigeration system with condensing unit, high capacity evaporator blower coil, hot gas condensate evaporator, and thermostatic control for operator adjustability. Unit totally prewired and to be supplied with 8' cordset (NEMA 5-15P) for 115V plug-in operation.

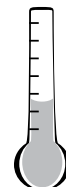
### Standard Features:

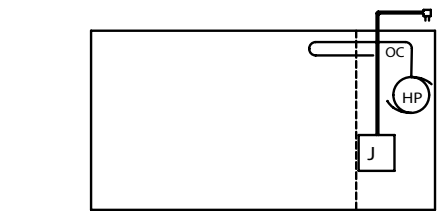
- Self-contained refrigeration system with thermostatic control, system utilizes "CFC free", R-134a refrigerant
- Forced air flow through ventilation of compressor housing for proper cooling
- Anti-condensation heaters to minimize fogging
- Foamed in place "CFC free" urethane insulation
- Insulated self-closing doors
- Stainless steel exterior finish
- Hot gas condensate evaporator
- Stainless steel interior floor
- Fluorescent illumination
- Totally self-contained, plug-in installation
- Single service model 40048SSA can be Wall-Mounted

model 40048A shown





33°F to 40°F








**LEGEND FOR  
MODEL # 40048**  
 AFF = ABOVE FIXED FLOOR

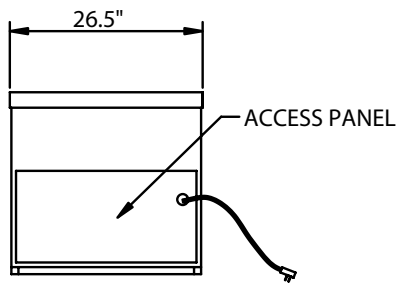
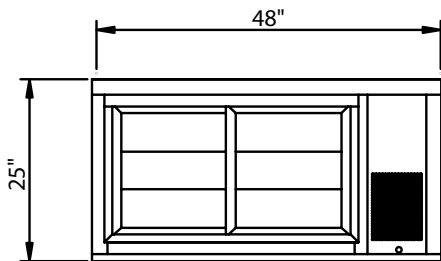
 1/3hp COMPRESSOR  
 SPECIFY IF OTHERWISE

 JUNCTION BOX  
 115V/60Hz/1Ph  
 8.1 Amps

 9' LONG CORD SET  
 (NEMA 5-15P)

 OC CONDENSATE DRAIN 1/2"

 HOT GAS  
 CONDENSATE  
 EVAPORATOR



Drawings are to be viewed in the same order as the chart

Display Case Door Opening Sizes - Interior Depths			
Unit Length	Clearances Through Door		Interior Depth Behind Sliding Glass Doors
	Lt. to Rt.	Top to Bottom	
48"	13 1/2"	17 3/4"	19"

Storage Shelves											
Model	L	D	H	Style	Cu. Ft.	Sq. Ft.	H.P.	Volt	Amp.	NEMA	Ship Wt.
40048A	48"	26 1/2"	25"	Dbl. Serve	7	14	1/3	115/60/1	8.1	5-15P	370
40048SSA	48"	26 1/2"	25"	Single Serve	7	14	1/3	115/60/1	8.1	5-15P	370

