

# Salvajor Model MRSS & MRSS-LD

## MANUAL REVERSING START-STOP

**Manual  
Reversing  
Start  
Stop**

PRE-WIRED CONTROL PANEL FOR DISPOSER MODELS:  
75 - 100 - 150 - 200 - 300 - 500 - 750

### SPECIFICATIONS:

- NEMA 4 Stainless Steel Corrosion-Resistant Enclosure
- Manual Reversing Magnetic Contactors
- Start/Stop Push Buttons
- Forward/Reverse Switch
- Terminal Strip Connections

### OPTIONAL:

- Line Disconnect (LD)



### VOLTAGES AVAILABLE:

#### 1-PHASE

115 VOLT, 208-230 VOLT

#### 3-PHASE

208-230 VOLT, 460 VOLT\*

\*When over 250 volts, we recommend using Model ARSS with 24 Volt Control Transformer.

◆ SPECIFY EXACT OPERATING VOLTAGE ◆

### ACCESSORIES AVAILABLE:

- #980104 Mounting Bracket for MRSS
- #980105 Mounting Bracket for MRSS-LD

(Specifications subject to change without notice)  
Current specification details may be found online  
at [www.salvajor.com](http://www.salvajor.com)

### SAFETY FEATURE:

The MRSS & MRSS-LD controls include an operator safety feature that prevents automatic starting of the disposer after a power interruption. To re-start the disposer, the operator must push the **START** button after positioning the selector switch in either **FORWARD** or **REVERSE**.

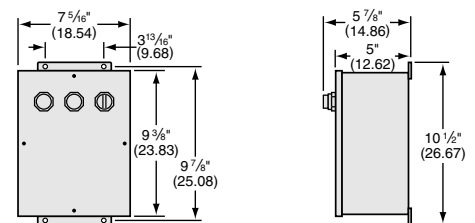
### MODEL MRSS & MRSS-LD DISPOSER CONTROL

is for use with  
Salvajor Models:  
75 - 100 - 150 - 200 -  
300 - 500 - 750

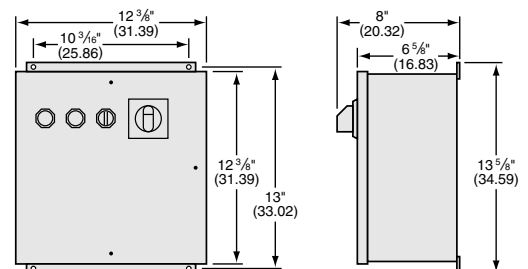
MRSS: 10 LBS. MRSS-LD: 17 LBS.



### MRSS

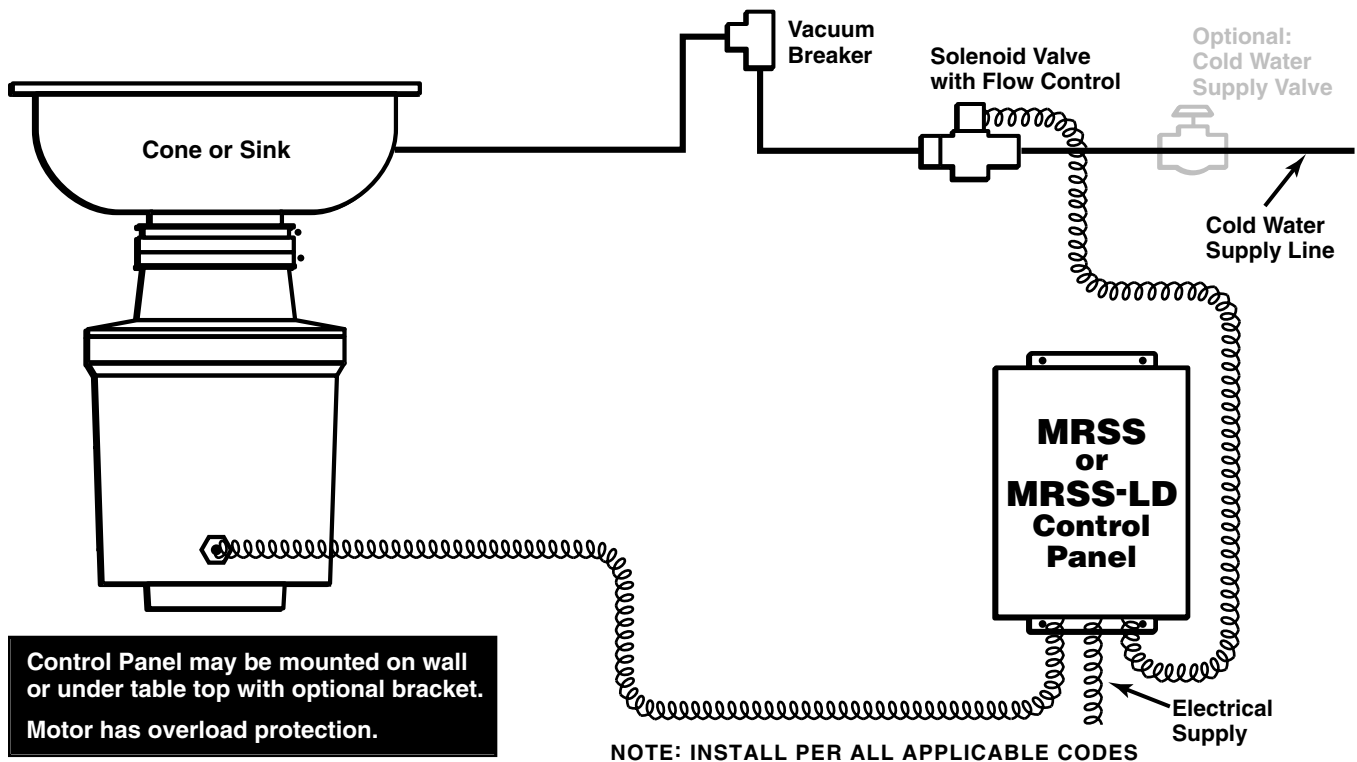


### MRSS-LD



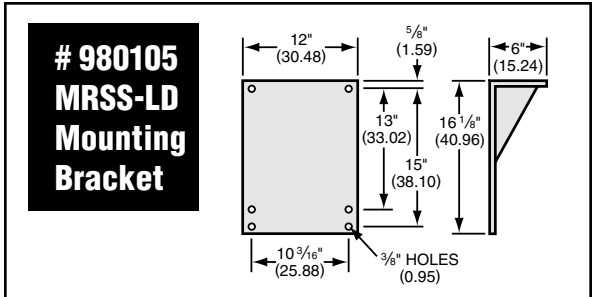
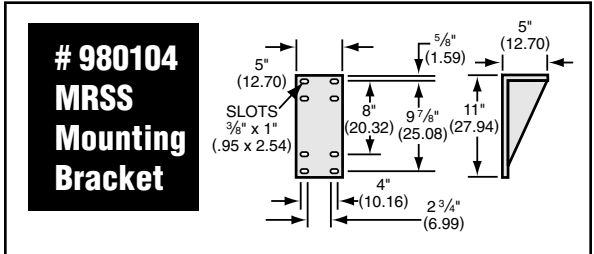
NOTE: Dimensions in parenthesis are in centimeters

# Typical Installation Diagram of Salvajor Model MRSS & MRSS-LD Control Panel with Disposer



Control Panel may be mounted on wall or under table top with optional bracket. Motor has overload protection.

NOTE: INSTALL PER ALL APPLICABLE CODES



NOTE: Dimensions in parenthesis are in centimeters

Item Numbers for Ordering			
CONTROL MODEL	VOLTAGE	PHASE	ITEM NO.
<b>MRSS</b>	115	1	<b>MRSS 4</b>
	208 or 230	1	<b>MRSS 5</b>
	208 or 230	3	<b>MRSS 7</b>
	460*	3	<b>MRSS 9</b>
<b>MRSS-LD</b>	115	1	<b>MRSSLD 4</b>
	208 or 230	1	<b>MRSSLD 5</b>
	208 or 230	3	<b>MRSSLD 7</b>
	460*	3	<b>MRSSLD 9</b>

◆ SPECIFY EXACT OPERATING VOLTAGE ◆

\*When over 250 volts, we recommend using Model ARSS with 24 Volt Control Transformer.



**The Salvajor Company** 4530 East 75th Terrace Kansas City, Missouri 64132-2081, USA  
 1-800-SALVAJOR (816) 363-1030 FAX: 1-800-832-9373  
 www.salvajor.com Email: sales@salvajor.com service@salvajor.com  
 Manufacturers of Commercial Food Waste Disposing Systems since 1944