



STRATOSTEAM

3 and 5 Pan, Electric Countertop Steamer

STRATOSteam

STRE-3D; STRE-5D

Standard Features

- Increased productivity in a space-saving design
- Cook/Idle mode for added energy savings and quick recovery
- Minimal side clearance required
- 5 minute cold start-up
- Constant water flow - minimizes water contamination buildup
- Self-contained (steam is generated within the cavity without the cost of expensive boiler maintenance)
- No elements in water
- No hood required for operation*
- Efficient design allows for 100% side serviceable and easy cleaning
- Larger 3/4" "clog-free" drain capacity
- Side mount water resistant controls
- Countertop use, or on optional stainless steel cabinet
- Stackable

* Installation must comply with local codes



(shown on optional stainless steel cabinet)

Job _____
Item# _____

STANDARD CONSTRUCTION SPECIFICATIONS

Exterior/Interior : Stainless steel, construction

Legs: 4" stainless steel legs standard. Optional cabinet base available 18", 24" or 29"

Fully insulated cooking compartment.

Power Source: Electric. One power source for controls and elements as well as one ground wire. A positive ground connection is essential.

Controls:

- ON/OFF Lever: Single switch for operation. When the amber Power light is illuminated this indicates the unit is on.
- Cook/Idle Switch: Idle mode reduces energy consumption when not in use by holding a lower cavity temperature until switched to "Cook Mode".
- 60 Minute Timer: Time can be set between 1 and 60 minutes. When time expires, buzzer sounds. Buzzer can be disabled by turning knob to manual position. Timer has no effect on the operation of the steamer.

WATER QUALITY STATEMENT

Water quality is the major factor affecting the performance of your appliance. If you are unsure of water quality, consult a local water treatment specialist and have the water analyzed. Your water supply must be within these general guidelines:

Total dissolved solids - less than 60 PPM

Total alkalinity - less than 20 PPM

Silica - less than 13 PPM

Chlorine -less than 1.5 PPM

pH Factor -7.0-8.5

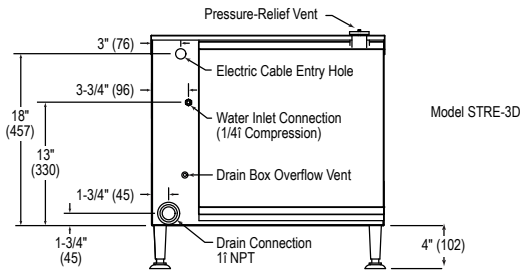
Water which fails to meet these standards should be treated by installation of water conditioner.

FAILURE OR MALFUNCTION OF THIS APPLIANCE DUE TO POOR WATER QUALITY IS NOT COVERED UNDER WARRANTY

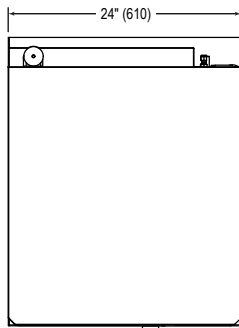


Models: ☐ STRE-3D ☐ STRE-5D

DIMENSIONS & WEIGHT					
MODEL	CRATED WIDTH	CRATED DEPTH	CRATED HEIGHT	CRATED VOLUME	CRATED WEIGHT
STRE-3D	52" (1322)	43" (1093)	40" (1017)	51 cu. ft. (1.47)	216 lbs (98 kg)
STRE-5D	52" (1322)	43" (1093)	40" (1017)	51 cu. ft. (1.47)	238 lbs (108 kg)



UTILITY CONNECTIONS AND VENTS (REAR VIEW)



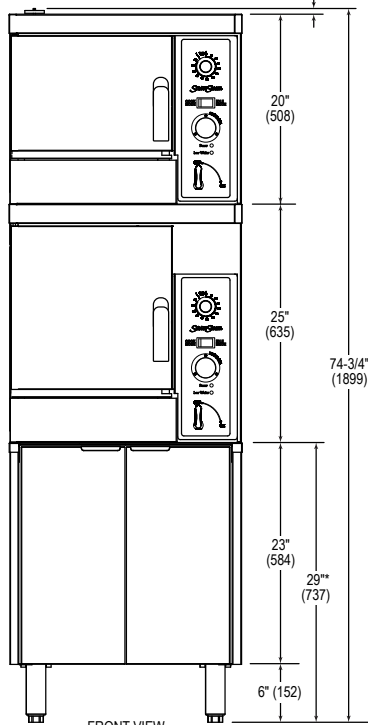
TOP VIEW

Dimensions shown in inches and (millimeters)

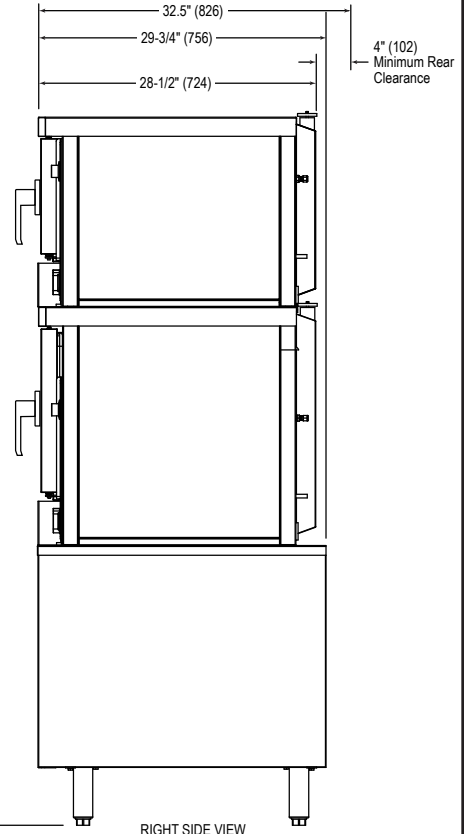
Model STRE-3D

Model STRE-5D

Cabinet Base



FRONT VIEW



RIGHT SIDE VIEW

*Optional cabinet available 18", 24" or 29" tall.

UTILITY INFORMATION

Models: STRE-3D; STRE-5D

ELECTRIC:

One Electrical connection per unit is required. STRE-3 (9kw); STRE-5 (11kw)

* All units shipped per customer order three phase or single phase if necessary to change see manual for conversion information.

WATER USAGE:

0.12 gallons per minute at 45 p.s.i. water pressure in cavity. 0.34 gallons per minute at 45 p.s.i. water pressure in condenser. 0.46 total gallons per minute at 45 p.s.i.

SINGLE UNIT TOTAL CONNECTED AMPS	STRE-3D		STRE-5D	
	1 PHASE	3 PHASE	1 PHASE	3 PHASE
208V 60 Hz	46	27	57	33
220V 50/60 Hz	44	26	54	31
240V 60 Hz	40	24	49	29
480V 60 Hz	19	11	25	15

MISCELLANEOUS

- For installation on combustible floors (with 4" high legs) and adjacent to combustible walls, allow 6" clearance.
- Check local codes for fire, installation and sanitary regulations.

NOTICE:

Southbend has a policy of continuous product research and improvement. We reserve the right to change specifications and product design without notice. Such revisions do not entitle the buyer to corresponding changes, improvements, additions or replacements for previously purchased equipment.

OPTIONS AND ACCESSORIES

- ☐ Stainless steel cabinet base with rack pan guides
- ☐ 208V or 240 V
- ☐ 220VAC 50 Hz 3 Phase
- ☐ 240VAC 50 Hz 3 Phase
- ☐ 480VAC 60 Hz 3 Phase

**INTENDED FOR COMMERCIAL USE ONLY.
NOT FOR HOUSEHOLD USE.**



1100 Old Honeycutt Road, Fuquay-Varina, NC 27526
(919) 762-1000 www.southbendnc.com